Inference in Bayesian networks

Chapter 14.4–5

Outline

- ◇ Exact inference by enumeration
- ◇ Exact inference by variable elimination
- ◇ Approximate inference by stochastic simulation
- ◇ Approximate inference by Markov chain Monte Carlo

Inference tasks

Simple queries: compute posterior marginal $\mathbf{P}(X_i|\mathbf{E}=\mathbf{e})$
e.g., $P(NoGas|Gauge=empty, Lights=on, Starts=false)$

Conjunctive queries: $\mathbf{P}(X_i, X_j|\mathbf{E}=\mathbf{e}) = \mathbf{P}(X_i|\mathbf{E}=\mathbf{e})\mathbf{P}(X_j|X_i, \mathbf{E}=\mathbf{e})$

Optimal decisions: decision networks include utility information;
probabilistic inference required for $P(outcome|action, evidence)$

Value of information: which evidence to seek next?

Sensitivity analysis: which probability values are most critical?

Explanation: why do I need a new starter motor?

Inference by enumeration

Slightly intelligent way to sum out variables from the joint without actually constructing its explicit representation

Simple query on the burglary network:

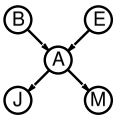

$\mathbf{P}(B|j,m)$
$= \mathbf{P}(B,j,m)/P(j,m)$
$= \alpha\mathbf{P}(B,j,m)$
$= \alpha \sum_e \sum_a \mathbf{P}(B,e,a,j,m)$

Rewrite full joint entries using product of CPT entries:
$\mathbf{P}(B|j,m)$
$= \alpha \sum_e \sum_a \mathbf{P}(B)P(e)\mathbf{P}(a|B,e)P(j|a)P(m|a)$
$= \alpha\mathbf{P}(B) \sum_e P(e) \sum_a \mathbf{P}(a|B,e)P(j|a)P(m|a)$

Recursive depth-first enumeration: $O(n)$ space, $O(d^n)$ time

Enumeration algorithm

```
function ENUMERATION-ASK(X, e, bn) returns a distribution over X
   inputs: X, the query variable
           e, observed values for variables E
           bn, a Bayesian network with variables {X} ∪ E ∪ Y

   Q(X) ← a distribution over X, initially empty
   for each value x_i of X do
       extend e with value x_i for X
       Q(x_i) ← ENUMERATE-ALL(VARS[bn], e)
   return NORMALIZE(Q(X))
```

```
function ENUMERATE-ALL(vars, e) returns a real number
   if EMPTY?(vars) then return 1.0
   Y ← FIRST(vars)
   if Y has value y in e
       then return P(y | Pa(Y)) × ENUMERATE-ALL(REST(vars), e)
       else return Σ_y P(y | Pa(Y)) × ENUMERATE-ALL(REST(vars), e_y)
           where e_y is e extended with Y = y
```


Evaluation tree

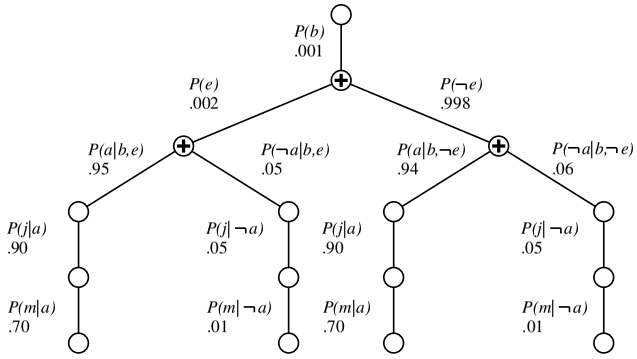

Enumeration is inefficient: repeated computation
e.g., computes $P(j|a)P(m|a)$ for each value of e

Inference by variable elimination

Variable elimination: carry out summations right-to-left, storing intermediate results (factors) to avoid recomputation

$$\begin{aligned}
&\mathbf{P}(B|j,m)\\
&\quad = \alpha \underbrace{\mathbf{P}(B)}_{B} \Sigma_e \underbrace{P(e)}_{E} \Sigma_a \underbrace{\mathbf{P}(a|B,e)}_{A} \underbrace{P(j|a)}_{J} \underbrace{P(m|a)}_{M}\\
&\quad = \alpha \mathbf{P}(B) \Sigma_e P(e) \Sigma_a \mathbf{P}(a|B,e) P(j|a) f_M(a)\\
&\quad = \alpha \mathbf{P}(B) \Sigma_e P(e) \Sigma_a \mathbf{P}(a|B,e) f_J(a) f_M(a)\\
&\quad = \alpha \mathbf{P}(B) \Sigma_e P(e) \Sigma_a f_A(a,b,e) f_J(a) f_M(a)\\
&\quad = \alpha \mathbf{P}(B) \Sigma_e P(e) f_{\bar{A}JM}(b,e) \text{ (sum out } A\text{)}\\
&\quad = \alpha \mathbf{P}(B) f_{\bar{E}\bar{A}JM}(b) \text{ (sum out } E\text{)}\\
&\quad = \alpha f_B(b) \times f_{\bar{E}\bar{A}JM}(b)
\end{aligned}$$

Variable elimination: Basic operations

Summing out a variable from a product of factors:
- move any constant factors outside the summation
- add up submatrices in pointwise product of remaining factors

$$\Sigma_x f_1 \times \cdots \times f_k = f_1 \times \cdots \times f_i \Sigma_x f_{i+1} \times \cdots \times f_k = f_1 \times \cdots \times f_i \times f_{\bar{X}}$$

assuming $f_1, \ldots, f_i$ do not depend on X

Pointwise product of factors f_1 and f_2:

$$f_1(x_1, \ldots, x_j, y_1, \ldots, y_k) \times f_2(y_1, \ldots, y_k, z_1, \ldots, z_l) = f(x_1, \ldots, x_j, y_1, \ldots, y_k, z_1, \ldots, z_l)$$

E.g., $f_1(a,b) \times f_2(b,c) = f(a,b,c)$

Variable elimination algorithm

```
function ELIMINATION-ASK(X, e, bn) returns a distribution over X
   inputs: X, the query variable
           e, evidence specified as an event
           bn, a belief network specifying joint distribution P(X_1, ..., X_n)

   factors ← []; vars ← REVERSE(VARS[bn])
   for each var in vars do
       factors ← [MAKE-FACTOR(var, e)|factors]
       if var is a hidden variable then factors ← SUM-OUT(var, factors)
   return NORMALIZE(POINTWISE-PRODUCT(factors))
```


Irrelevant variables

Consider the query $P(JohnCalls|Burglary = true)$

$$P(J|b) = \alpha P(b) \Sigma_e P(e) \Sigma_a P(a|b,e) P(J|a) \Sigma_m P(m|a)$$

Sum over m is identically 1; M is **irrelevant** to the query

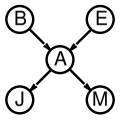

Thm 1: Y is irrelevant unless $Y \in Ancestors(\{X\} \cup \mathbf{E})$

Here, $X = JohnCalls$, $\mathbf{E} = \{Burglary\}$, and $Ancestors(\{X\} \cup \mathbf{E}) = \{Alarm, Earthquake\}$
so $MaryCalls$ is irrelevant

(Compare this to backward chaining from the query in Horn clause KBs)

Irrelevant variables contd.

Defn: moral graph of Bayes net: marry all parents and drop arrows

Defn: $\mathbf{A}$ is m-separated from $\mathbf{B}$ by $\mathbf{C}$ iff separated by $\mathbf{C}$ in the moral graph

Thm 2: Y is irrelevant if m-separated from X by $\mathbf{E}$

For $P(JohnCalls|Alarm = true)$, both $Burglary$ and $Earthquake$ are irrelevant

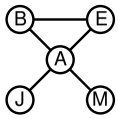

Complexity of exact inference

Singly connected networks (or polytrees):
- any two nodes are connected by at most one (undirected) path
- time and space cost of variable elimination are $O(d^k n)$

Multiply connected networks:
- can reduce 3SAT to exact inference $\Rightarrow$ NP-hard
- equivalent to **counting** 3SAT models $\Rightarrow$ #P-complete

1. A ∨ B ∨ C
2. C ∨ D ∨ ¬A
3. B ∨ C ∨ ¬D

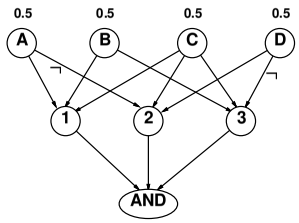

Inference by stochastic simulation

Basic idea:

1) Draw N samples from a sampling distribution S
2) Compute an approximate posterior probability $\hat{P}$
3) Show this converges to the true probability P

Outline:

- Sampling from an empty network
- Rejection sampling: reject samples disagreeing with evidence
- Likelihood weighting: use evidence to weight samples
- Markov chain Monte Carlo (MCMC): sample from a stochastic process whose stationary distribution is the true posterior

Sampling from an empty network

function PRIOR-SAMPLE(bn) **returns** an event sampled from bn
  inputs: bn, a belief network specifying joint distribution $\mathbf{P}(X_1, \ldots, X_n)$

  $\mathbf{x} \leftarrow$ an event with n elements
  for $i = 1$ **to** n **do**
    $x_i \leftarrow$ a random sample from $\mathbf{P}(X_i \mid parents(X_i))$
      given the values of $Parents(X_i)$ in $\mathbf{x}$
  return $\mathbf{x}$

Example

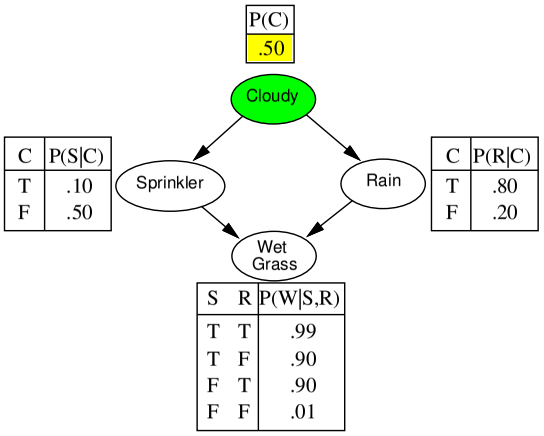

Example

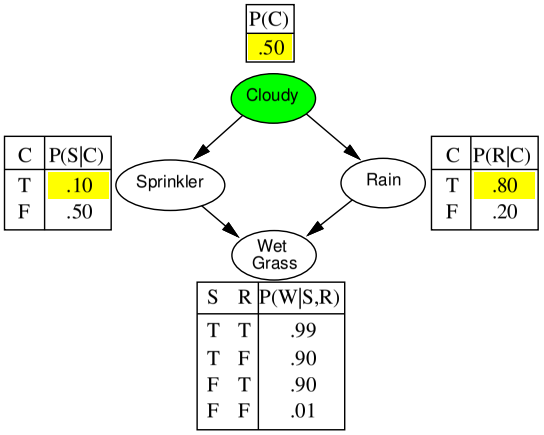

Example

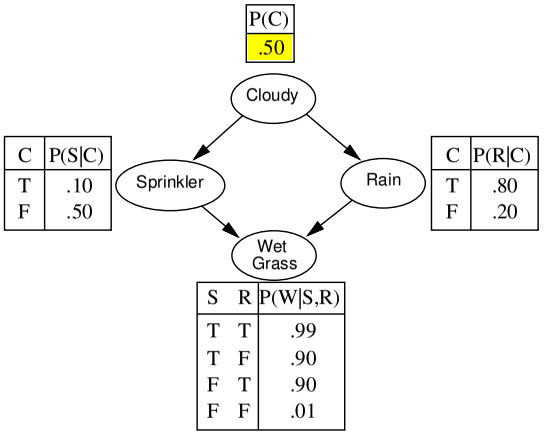

Example

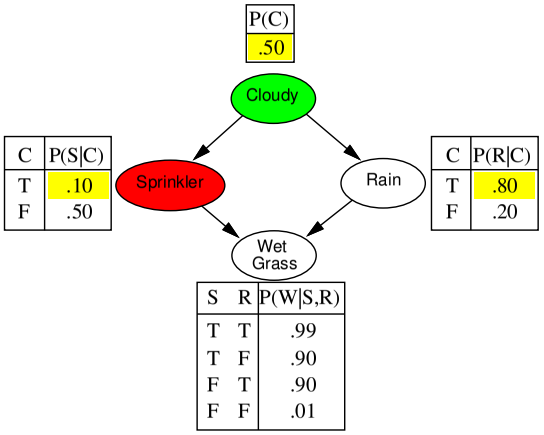

Example

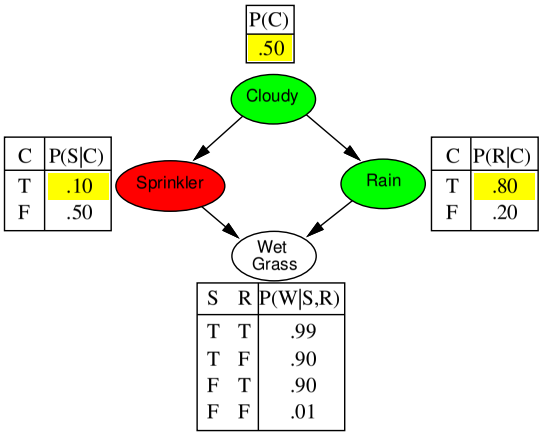

Example

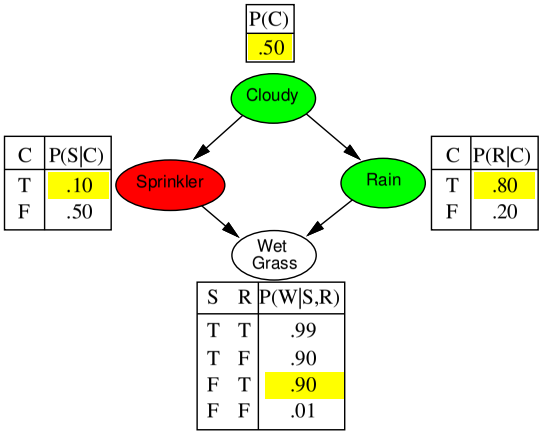

Example

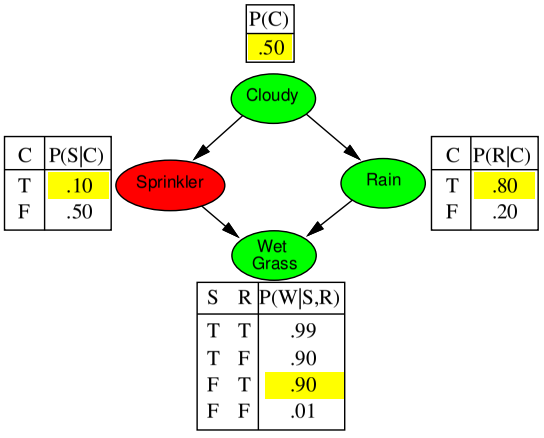

Sampling from an empty network contd.

Probability that PRIORSAMPLE generates a particular event
$S_{PS}(x_1 \ldots x_n) = \prod_{i=1}^{n} P(x_i | parents(X_i)) = P(x_1 \ldots x_n)$
i.e., the true prior probability

E.g., $S_{PS}(t, f, t, t) = 0.5 \times 0.9 \times 0.8 \times 0.9 = 0.324 = P(t, f, t, t)$

Let $N_{PS}(x_1 \ldots x_n)$ be the number of samples generated for event $x_1, \ldots, x_n$

Then we have

$$\begin{aligned} \lim_{N\to\infty} \hat{P}(x_1, \ldots, x_n) &= \lim_{N\to\infty} N_{PS}(x_1, \ldots, x_n)/N \\ &= S_{PS}(x_1, \ldots, x_n) \\ &= P(x_1 \ldots x_n) \end{aligned}$$

That is, estimates derived from PRIORSAMPLE are consistent

Shorthand: $\hat{P}(x_1, \ldots, x_n) \approx P(x_1 \ldots x_n)$

Rejection sampling

$\hat{\mathbf{P}}(X|\mathbf{e})$ estimated from samples agreeing with $\mathbf{e}$

```
function REJECTION-SAMPLING(X, e, bn, N) returns an estimate of P(X|e)
   local variables: N, a vector of counts over X, initially zero

   for j = 1 to N do
       x ← PRIOR-SAMPLE(bn)
       if x is consistent with e then
          N[x] ← N[x]+1 where x is the value of X in x
   return NORMALIZE(N[X])
```

E.g., estimate $\mathbf{P}(Rain|Sprinkler = true)$ using 100 samples
27 samples have $Sprinkler = true$
Of these, 8 have $Rain = true$ and 19 have $Rain = false$.

$\hat{\mathbf{P}}(Rain|Sprinkler = true) = \text{NORMALIZE}(\langle 8, 19 \rangle) = \langle 0.296, 0.704 \rangle$

Similar to a basic real-world empirical estimation procedure

Analysis of rejection sampling

$\hat{\mathbf{P}}(X|\mathbf{e}) = \alpha \mathbf{N}_{PS}(X, \mathbf{e})$ (algorithm defn.)
$= \mathbf{N}_{PS}(X, \mathbf{e})/N_{PS}(\mathbf{e})$ (normalized by $N_{PS}(\mathbf{e})$)
$\approx \mathbf{P}(X, \mathbf{e})/P(\mathbf{e})$ (property of PRIORSAMPLE)
$= \mathbf{P}(X|\mathbf{e})$ (defn. of conditional probability)

Hence rejection sampling returns consistent posterior estimates

Problem: hopelessly expensive if $P(\mathbf{e})$ is small

$P(\mathbf{e})$ drops off exponentially with number of evidence variables!

Likelihood weighting

Idea: fix evidence variables, sample only nonevidence variables, and weight each sample by the likelihood it accords the evidence

```
function LIKELIHOOD-WEIGHTING(X, e, bn, N) returns an estimate of P(X|e)
   local variables: W, a vector of weighted counts over X, initially zero

   for j = 1 to N do
       x, w ← WEIGHTED-SAMPLE(bn)
       W[x] ← W[x] + w where x is the value of X in x
   return NORMALIZE(W[X])
```

```
function WEIGHTED-SAMPLE(bn, e) returns an event and a weight

   x ← an event with n elements; w ← 1
   for i = 1 to n do
       if X_i has a value x_i in e
           then w ← w × P(X_i = x_i | parents(X_i))
           else x_i ← a random sample from P(X_i | parents(X_i))
   return x, w
```


Likelihood weighting example

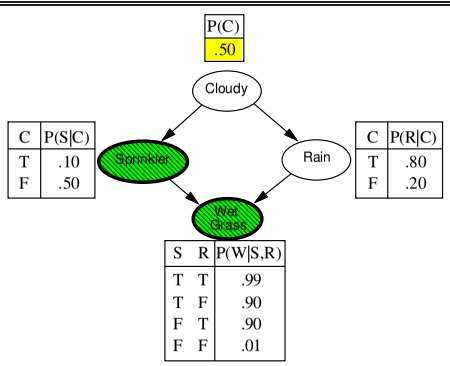

$w = 1.0$

Likelihood weighting example

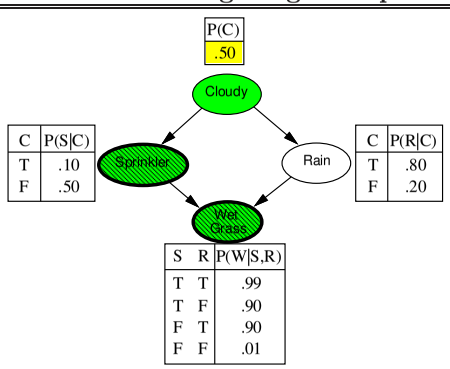

$w = 1.0$

Likelihood weighting example

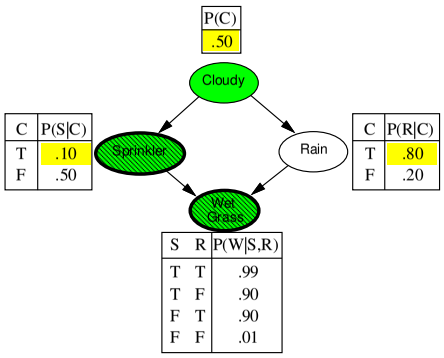

$w = 1.0$

Likelihood weighting example

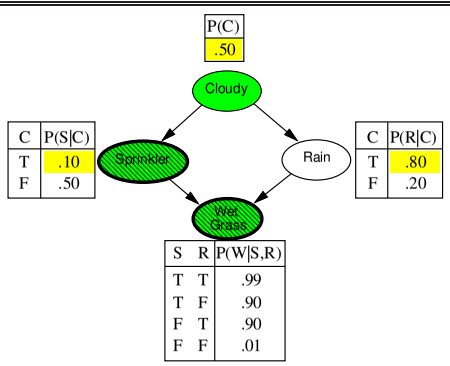

$w = 1.0 \times 0.1$

Likelihood weighting example

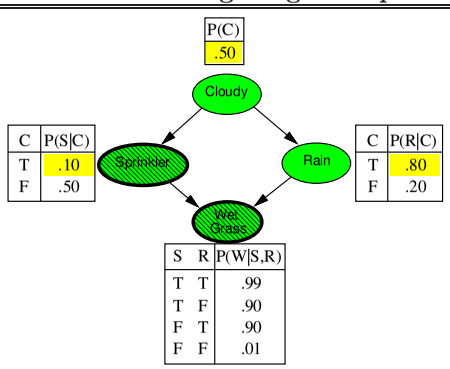

$w = 1.0 \times 0.1$

Likelihood weighting example

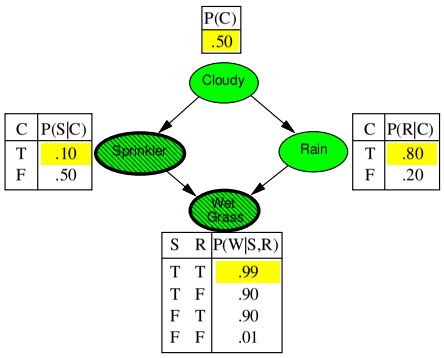

$w = 1.0 \times 0.1$

Likelihood weighting example

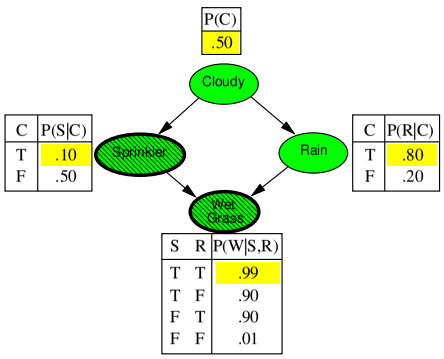

$w = 1.0 \times 0.1 \times 0.99 = 0.099$

Likelihood weighting analysis

Sampling probability for WeightedSample is
$S_{WS}(\mathbf{z}, \mathbf{e}) = \prod_{i=1}^{l} P(z_i | parents(Z_i))$

Note: pays attention to evidence in **ancestors** only
$\Rightarrow$ somewhere "in between" prior and posterior distribution

Weight for a given sample $\mathbf{z}, \mathbf{e}$ is
$w(\mathbf{z}, \mathbf{e}) = \prod_{i=1}^{m} P(e_i | parents(E_i))$

Weighted sampling probability is
$S_{WS}(\mathbf{z}, \mathbf{e}) w(\mathbf{z}, \mathbf{e})$
$= \prod_{i=1}^{l} P(z_i | parents(Z_i)) \ \prod_{i=1}^{m} P(e_i | parents(E_i))$
$= P(\mathbf{z}, \mathbf{e})$ (by standard global semantics of network)

Hence likelihood weighting returns consistent estimates but performance still degrades with many evidence variables because a few samples have nearly all the total weight

Approximate inference using MCMC

"State" of network = current assignment to all variables.

Generate next state by sampling one variable given Markov blanket
Sample each variable in turn, keeping evidence fixed

```
function MCMC-Ask(X, e, bn, N) returns an estimate of P(X|e)
   local variables: N[X], a vector of counts over X, initially zero
                    Z, the nonevidence variables in bn
                    x, the current state of the network, initially copied from e

   initialize x with random values for the variables in Y
   for j = 1 to N do
      for each Z_i in Z do
         sample the value of Z_i in x from P(Z_i|mb(Z_i))
            given the values of MB(Z_i) in x
         N[x] ← N[x] + 1 where x is the value of X in x
   return Normalize(N[X])
```

Can also choose a variable to sample at random each time

The Markov chain

With $Sprinkler = true, WetGrass = true$, there are four states:

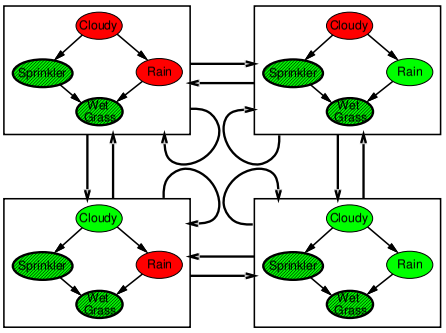

Wander about for a while, average what you see

MCMC example contd.

Estimate $\mathbf{P}(Rain | Sprinkler = true, WetGrass = true)$

Sample $Cloudy$ or $Rain$ given its Markov blanket, repeat.
Count number of times $Rain$ is true and false in the samples.

E.g., visit 100 states
31 have $Rain = true$, 69 have $Rain = false$

$\hat{\mathbf{P}}(Rain | Sprinkler = true, WetGrass = true)$
$= \text{Normalize}(\langle 31, 69 \rangle) = \langle 0.31, 0.69 \rangle$

Theorem: chain approaches stationary distribution:
long-run fraction of time spent in each state is exactly proportional to its posterior probability

Markov blanket sampling

Markov blanket of $Cloudy$ is
$Sprinkler$ and $Rain$
Markov blanket of $Rain$ is
$Cloudy$, $Sprinkler$, and $WetGrass$

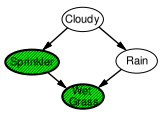

Probability given the Markov blanket is calculated as follows:
$P(x'_i|mb(X_i)) = P(x'_i|parents(X_i))\Pi_{Z_j \in Children(X_i)} P(z_j|parents(Z_j))$

Easily implemented in message-passing parallel systems, brains

Main computational problems:
1) Difficult to tell if convergence has been achieved
2) Can be wasteful if Markov blanket is large:
$P(X_i|mb(X_i))$ won't change much (law of large numbers)

Summary

Exact inference by variable elimination:
– polytime on polytrees, NP-hard on general graphs
– space = time, very sensitive to topology

Approximate inference by LW, MCMC:
– LW does poorly when there is lots of (downstream) evidence
– LW, MCMC generally insensitive to topology
– Convergence can be very slow with probabilities close to 1 or 0
– Can handle arbitrary combinations of discrete and continuous variables