

CS162
Operating Systems and
Systems Programming
Lecture 20

Reliability and Access Control /
Distributed Systems

November 8, 2006

Prof. John Kubiatowicz

<http://inst.eecs.berkeley.edu/~cs162>

Review: UNIX BSD 4.2

- Inode Structure Same as BSD 4.1 (same file header and triply indirect blocks), except incorporated ideas from DEMOS:
 - Uses bitmap allocation in place of freelist
 - Attempt to allocate files contiguously
 - 10% reserved disk space
 - Skip-sector positioning
- BSD 4.2 Fast File System (FFS)
 - File Allocation and placement policies
 - » Put each new file at front of different range of blocks
 - » To expand a file, you first try successive blocks in bitmap, then choose new range of blocks
 - Inode for file stored in same "cylinder group" as parent directory of the file
 - Store files from same directory near each other
- Note: I put up the original FFS paper as reading for last lecture (and on Handouts page).

11/08/06

Kubiatowicz CS162 ©UCB Fall 2006

Lec 20.2

Review: File System Caching (writes)

- **Delayed Writes:** Writes to files not immediately sent out to disk
 - Instead, `write()` copies data from user space buffer to kernel buffer (in cache)
 - » Enabled by presence of buffer cache: can leave written file blocks in cache for a while
 - » If some other application tries to read data before written to disk, file system will read from cache
 - Flushed to disk periodically (e.g. in UNIX, every 30 sec)
 - Advantages:
 - » Disk scheduler can efficiently order lots of requests
 - » Disk allocation algorithm can be run with correct size value for a file
 - » Some files need never get written to disk! (e.g. temporary scratch files written /tmp often don't exist for 30 sec)
 - Disadvantages
 - » What if system crashes before file has been written out?
 - » Worse yet, what if system crashes before a directory file has been written out? (lose pointer to inode!)

11/08/06

Kubiatowicz CS162 ©UCB Fall 2006

Lec 20.3

Review: Important "ilities"

- **Availability:** the probability that the system can accept and process requests
 - Often measured in "nines" of probability. So, a 99.9% probability is considered "3-nines of availability"
 - Key idea here is independence of failures
- **Durability:** the ability of a system to recover data despite faults
 - This idea is fault tolerance applied to data
 - Doesn't necessarily imply availability: information on pyramids was very durable, but could not be accessed until discovery of Rosetta Stone
- **Reliability:** the ability of a system or component to perform its required functions under stated conditions for a specified period of time (IEEE definition)
 - Usually stronger than simply availability: means that the system is not only "up", but also working correctly
 - Includes availability, security, fault tolerance/durability
 - Must make sure data survives system crashes, disk crashes, other problems

11/08/06

Kubiatowicz CS162 ©UCB Fall 2006

Lec 20.4

Goals for Today

- Durability
- Authorization
- Distributed Systems

Note: Some slides and/or pictures in the following are adapted from slides ©2005 Silberschatz, Galvin, and Gagne. Many slides generated from my lecture notes by Kubiatoiwicz.

11/08/06

Kubiatoiwicz CS162 ©UCB Fall 2006

Lec 20.5

Log Structured and Journalled File Systems

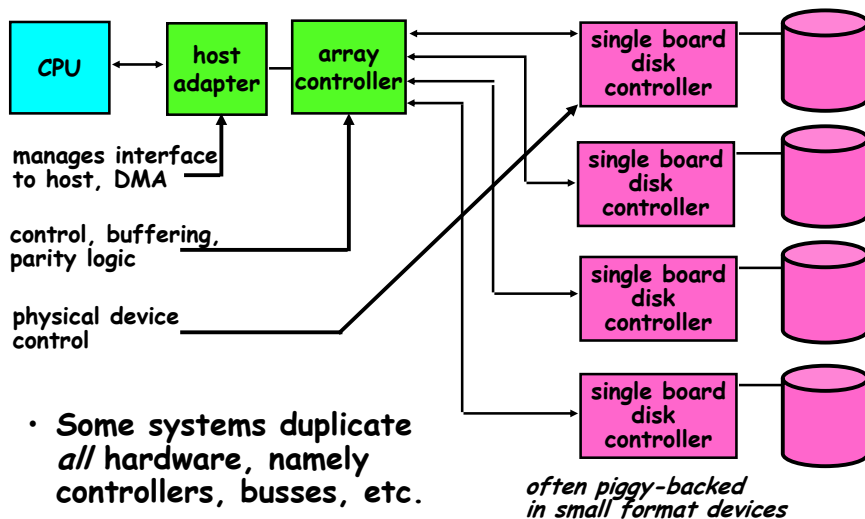
- Better reliability through use of log
 - All changes are treated as *transactions*.
 - » A transaction either happens *completely* or *not at all*
 - A transaction is *committed* once it is written to the log
 - » Data forced to disk for reliability
 - » Process can be accelerated with NVRAM
 - Although File system may not be updated immediately, data preserved in the log
- Difference between "Log Structured" and "Journalled"
 - Log Structured Filesystem (LFS): data stays in log form
 - Journalled Filesystem: Log used for recovery
- For Journalled system:
 - Log used to asynchronously update filesystem
 - » Log entries removed after used
 - After crash:
 - » Remaining transactions in the log performed ("Redo")
- Examples of Journalled File Systems:
 - Ext3 (Linux), XFS (Unix), etc.

11/08/06

Kubiatoiwicz CS162 ©UCB Fall 2006

Lec 20.6

Hardware RAID: Subsystem Organization

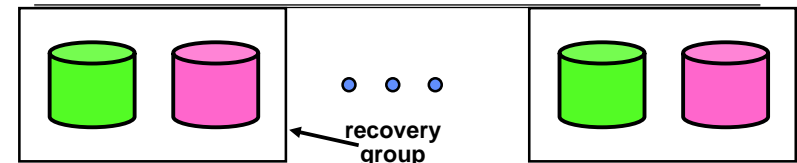


11/08/06

Kubiatoiwicz CS162 ©UCB Fall 2006

Lec 20.7

RAID 1: Disk Mirroring/Shadowing



- Each disk is fully duplicated onto its "shadow"
 - For high I/O rate, high availability environments
 - Most expensive solution: 100% capacity overhead
- Bandwidth sacrificed on write:
 - Logical write = two physical writes
 - Highest bandwidth when disk heads and rotation fully synchronized (hard to do exactly)
- Reads may be optimized
 - Can have two independent reads to same data
- Recovery:
 - Disk failure ⇒ replace disk and copy data to new disk
 - **Hot Spare**: idle disk already attached to system to be used for immediate replacement

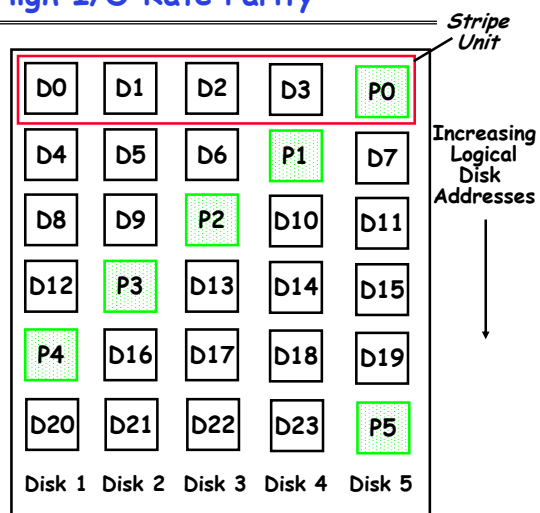
11/08/06

Kubiatoiwicz CS162 ©UCB Fall 2006

Lec 20.8

RAID 5+: High I/O Rate Parity

- Data striped across multiple disks
 - Successive blocks stored on successive (non-parity) disks
 - Increased bandwidth over single disk
- Parity block (in green) constructed by XORing data blocks in stripe
 - $P0 = D0 \oplus D1 \oplus D2 \oplus D3$
 - Can destroy any one disk and still reconstruct data
 - Suppose D3 fails, then can reconstruct: $D3 = D0 \oplus D1 \oplus D2 \oplus P0$



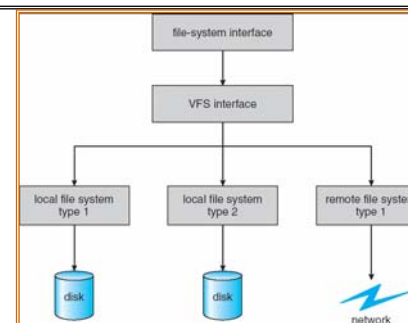
- Later in term: talk about spreading information widely across internet for durability.

11/08/06

Kubiatowicz CS162 ©UCB Fall 2006

Lec 20.9

Remote File Systems: Virtual File System (VFS)



- VFS: Virtual abstraction similar to local file system
 - Instead of "inodes" has "vnodes"
 - Compatible with a variety of local and remote file systems
 - » provides object-oriented way of implementing file systems
- VFS allows the same system call interface (the API) to be used for different types of file systems
 - The API is to the VFS interface, rather than any specific type of file system

11/08/06

Kubiatowicz CS162 ©UCB Fall 2006

Lec 20.10

Network File System (NFS)

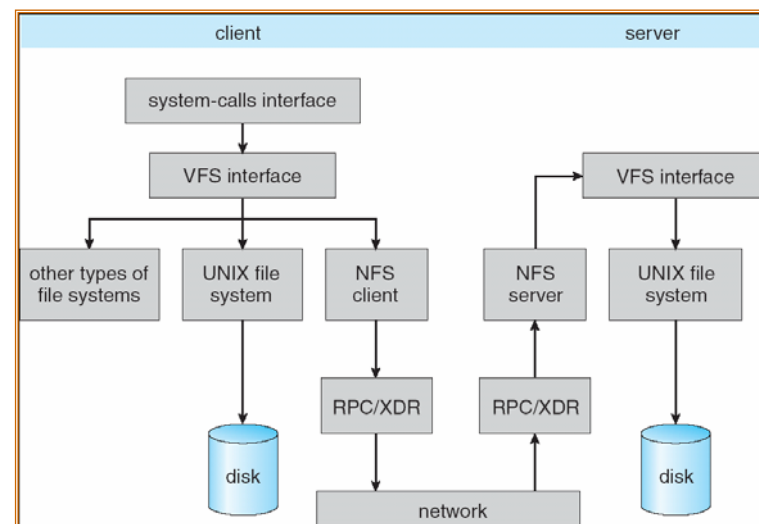
- Three Layers for NFS system
 - **UNIX file-system interface**: open, read, write, close calls + file descriptors
 - **VFS layer**: distinguishes local from remote files
 - » Calls the NFS protocol procedures for remote requests
 - **NFS service layer**: bottom layer of the architecture
 - » Implements the NFS protocol
- NFS Protocol: remote procedure calls (RPC) for file operations on server
 - Reading/searching a directory
 - manipulating links and directories
 - accessing file attributes/reading and writing files
- NFS servers are **stateless**; each request provides all arguments require for execution
- Modified data must be committed to the server's disk before results are returned to the client
 - lose some of the advantages of caching
 - Can lead to weird results: write file on one client, read on other, get old data

11/08/06

Kubiatowicz CS162 ©UCB Fall 2006

Lec 20.11

Schematic View of NFS Architecture



11/08/06

Kubiatowicz CS162 ©UCB Fall 2006

Lec 20.12

Administrivia

- **My office hours**
 - New office hour: Thursday 3:00-4:00
 - » Starting *next week*
 - Keeping Wednesday 2:00-3:00
 - Removing Monday 2:00-3:00
- **MIDTERM II: Monday December 4th**
 - 4:00-7:00pm, 10 Evans
 - All material from last midterm and up to previous Wednesday (11/29)
 - Includes virtual memory
- **Final Exam**
 - December 16th, 8:00-11:00am, Bechtel Auditorium

11/08/06

Kubiatowicz CS162 ©UCB Fall 2006

Lec 20.13

Authorization: Who Can Do What?

- How do we decide who is authorized to do actions in the system?
- **Access Control Matrix:** contains all permissions in the system
 - Resources across top
 - » Files, Devices, etc...
 - Domains in columns
 - » A domain might be a user or a group of permissions
 - » E.g. above: User D3 can read F2 or execute F3
 - In practice, table would be huge and sparse!



object domain	F ₁	F ₂	F ₃	printer
D ₁	read		read	
D ₂				print
D ₃		read	execute	
D ₄	read write		read write	

11/08/06

Kubiatowicz CS162 ©UCB Fall 2006

Lec 20.14

Authorization: Two Implementation Choices

- **Access Control Lists:** store permissions with object
 - Still might be lots of users!
 - UNIX limits each file to: r,w,x for owner, group, world
 - More recent systems allow definition of groups of users and permissions for each group
 - ACLs allow easy changing of an object's permissions
 - » Example: add Users C, D, and F with rw permissions
- **Capability List:** each process tracks which objects has permission to touch
 - Popular in the past, idea out of favor today
 - Consider page table: Each process has list of pages it has access to, not each page has list of processes ...
 - Capability lists allow easy changing of a domain's permissions
 - » Example: you are promoted to system administrator and should be given access to all system files

11/08/06

Kubiatowicz CS162 ©UCB Fall 2006

Lec 20.15

Authorization: Combination Approach



- Users have capabilities, called "groups" or "roles"
 - Everyone with particular group access is "equivalent" when accessing group resource
 - Like passport (which gives access to country of origin)
- Objects have ACLs
 - ACLs can refer to users or groups
 - Change object permissions object by modifying ACL
 - Change broad user permissions via changes in group membership
 - Possessors of proper credentials get access

11/08/06

Kubiatowicz CS162 ©UCB Fall 2006

Lec 20.16

Authorization: How to Revoke?

- How does one revoke someone's access rights to a particular object?
 - Easy with ACLs: just remove entry from the list
 - Takes effect immediately since the ACL is checked on each object access
- Harder to do with capabilities since they aren't stored with the object being controlled:
 - Not so bad in a single machine: could keep all capability lists in a well-known place (e.g., the OS capability table).
 - Very hard in distributed system, where remote hosts may have crashed or may not cooperate (more in a future lecture)

11/08/06

Kubiatowicz CS162 ©UCB Fall 2006

Lec 20.17

Revoking Capabilities

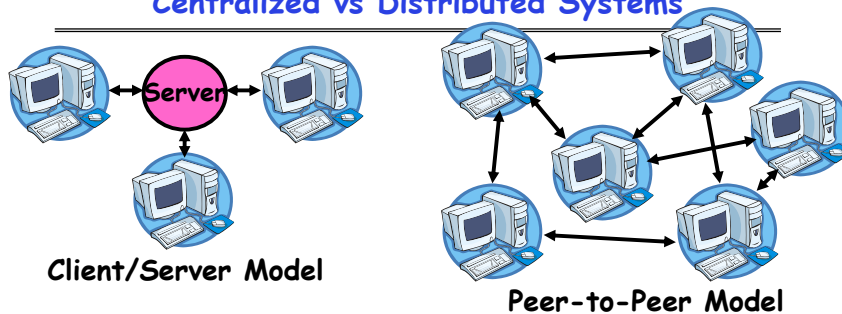
- Various approaches to revoking capabilities:
 - Put expiration dates on capabilities and force reacquisition
 - Put epoch numbers on capabilities and revoke all capabilities by bumping the epoch number (which gets checked on each access attempt)
 - Maintain back pointers to all capabilities that have been handed out (Tough if capabilities can be copied)
 - Maintain a revocation list that gets checked on every access attempt

11/08/06

Kubiatowicz CS162 ©UCB Fall 2006

Lec 20.18

Centralized vs Distributed Systems



- **Centralized System:** System in which major functions are performed by a single physical computer
 - Originally, everything on single computer
 - Later: client/server model
- **Distributed System:** physically separate computers working together on some task
 - Early model: multiple servers working together
 - » Probably in the same room or building
 - » Often called a "cluster"
 - Later models: peer-to-peer/wide-spread collaboration

11/08/06

Kubiatowicz CS162 ©UCB Fall 2006

Lec 20.19

Distributed Systems: Motivation/Issues

- Why do we want distributed systems?
 - Cheaper and easier to build lots of simple computers
 - Easier to add power incrementally
 - Users can have complete control over some components
 - Collaboration: Much easier for users to collaborate through network resources (such as network file systems)
- The *promise* of distributed systems:
 - Higher availability: one machine goes down, use another
 - Better durability: store data in multiple locations
 - More security: each piece easier to make secure
- Reality has been disappointing
 - Worse availability: depend on every machine being up
 - » Lamport: "a distributed system is one where I can't do work because some machine I've never heard of isn't working!"
 - Worse reliability: can lose data if any machine crashes
 - Worse security: anyone in world can break into system
- Coordination is more difficult
 - Must coordinate multiple copies of shared state information (using only a network)
 - What would be easy in a centralized system becomes a lot more difficult

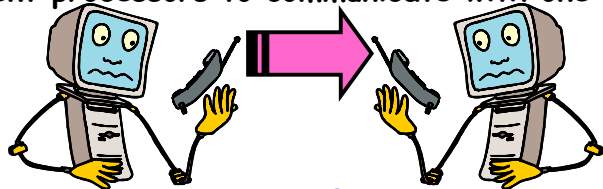
11/08/06

Kubiatowicz CS162 ©UCB Fall 2006

Lec 20.20

Distributed Systems: Goals/Requirements

- **Transparency:** the ability of the system to mask its complexity behind a simple interface
- Possible transparencies:
 - **Location:** Can't tell where resources are located
 - **Migration:** Resources may move without the user knowing
 - **Replication:** Can't tell how many copies of resource exist
 - **Concurrency:** Can't tell how many users there are
 - **Parallelism:** System may speed up large jobs by splitting them into smaller pieces
 - **Fault Tolerance:** System may hide various things that go wrong in the system
- Transparency and collaboration require some way for different processors to communicate with one another

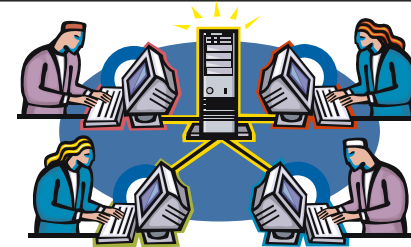


11/08/06

Kubiatawicz CS162 ©UCB Fall 2006

Lec 20.21

Networking Definitions



- **Network:** physical connection that allows two computers to communicate
- **Packet:** unit of transfer, sequence of bits carried over the network
 - Network carries packets from one CPU to another
 - Destination gets interrupt when packet arrives
- **Protocol:** agreement between two parties as to how information is to be transmitted

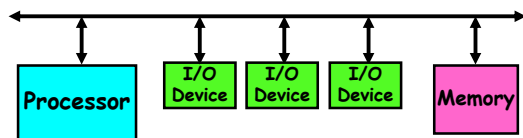
11/08/06

Kubiatawicz CS162 ©UCB Fall 2006


Lec 20.22

Broadcast Networks

- **Broadcast Network:** Shared Communication Medium



- Shared Medium can be a set of wires
 - » Inside a computer, this is called a bus
 - » All devices simultaneously connected to devices



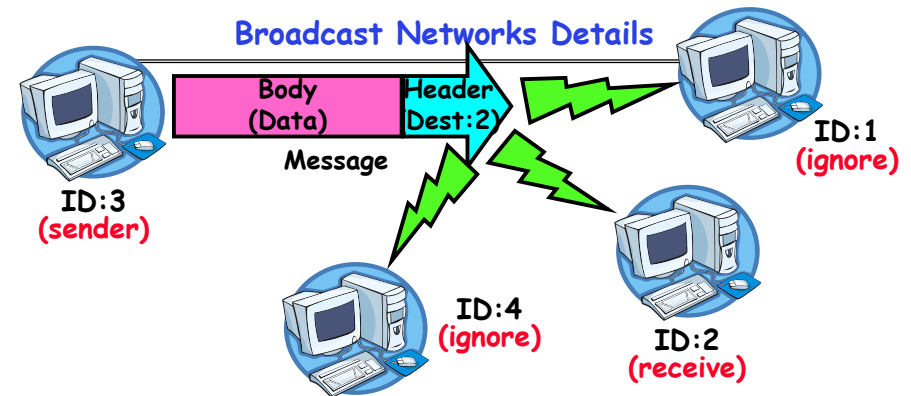
- Originally, Ethernet was a broadcast network
 - » All computers on local subnet connected to one another
- More examples (wireless: medium is air): cellular phones, GSM GPRS, EDGE, CDMA 1xRTT, and 1EvDO

11/08/06

Kubiatawicz CS162 ©UCB Fall 2006

Lec 20.23

Broadcast Networks Details



- **Delivery:** When you broadcast a packet, how does a receiver know who it is for? (packet goes to everyone!)
 - Put header on front of packet: [Destination | Packet]
 - Everyone gets packet, discards if not the target
 - In Ethernet, this check is done in hardware
 - » No OS interrupt if not for particular destination
 - This is layering: we're going to build complex network protocols by layering on top of the packet


11/08/06

Kubiatawicz CS162 ©UCB Fall 2006

Lec 20.24

Broadcast Network Arbitration

- **Arbitration:** Act of negotiating use of shared medium
 - What if two senders try to broadcast at same time?
 - Concurrent activity but can't use shared memory to coordinate!
- Aloha network (70's): packet radio within Hawaii
 - Blind broadcast, with checksum at end of packet. If received correctly (not garbled), send back an acknowledgement. If not received correctly, discard.
 - » Need checksum anyway - in case airplane flies overhead
 - Sender waits for a while, and if doesn't get an acknowledgement, re-transmits.
 - If two senders try to send at same time, both get garbled, both simply re-send later.
 - Problem: Stability: what if load increases?
 - » More collisions \Rightarrow less gets through \Rightarrow more resent \Rightarrow more load... \Rightarrow More collisions...
 - » Unfortunately: some sender may have started in clear, get scrambled without finishing



11/08/06

Kubiatowicz CS162 ©UCB Fall 2006

Lec 20.25

Carrier Sense, Multiple Access/Collision Detection

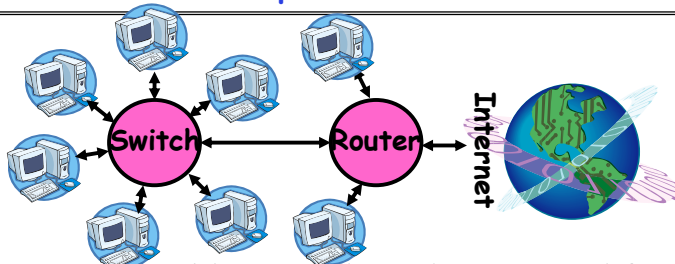
- Ethernet (early 80's): first practical local area network
 - It is the most common LAN for UNIX, PC, and Mac
 - Use wire instead of radio, but still broadcast medium
- Key advance was in arbitration called CSMA/CD: Carrier sense, multiple access/collision detection
 - **Carrier Sense:** don't send unless idle
 - » Don't mess up communications already in process
 - **Collision Detect:** sender checks if packet trampled.
 - » If so, abort, wait, and retry.
 - **Backoff Scheme:** Choose wait time before trying again
- How long to wait after trying to send and failing?
 - What if everyone waits the same length of time? Then, they all collide again at some time!
 - Must find way to break up shared behavior with nothing more than shared communication channel
- Adaptive randomized waiting strategy:
 - **Adaptive and Random:** First time, pick random wait time with some initial mean. If collide again, pick random value from bigger mean wait time. Etc.
 - Randomness is important to decouple colliding senders
 - Scheme figures out how many people are trying to send!

11/08/06

Kubiatowicz CS162 ©UCB Fall 2006

Lec 20.26

Point-to-point networks



- Why have a shared bus at all? Why not simplify and only have point-to-point links + routers/switches?
 - Didn't used to be cost-effective
 - Now, easy to make high-speed switches and routers that can forward packets from a sender to a receiver.
- **Point-to-point network:** a network in which every physical wire is connected to only two computers
- **Switch:** a bridge that transforms a shared-bus configuration into a point-to-point network.
- **Router:** a device that acts as a junction between two networks to transfer data packets among them.

11/08/06

Kubiatowicz CS162 ©UCB Fall 2006

Lec 20.27

Point-to-Point Networks Discussion

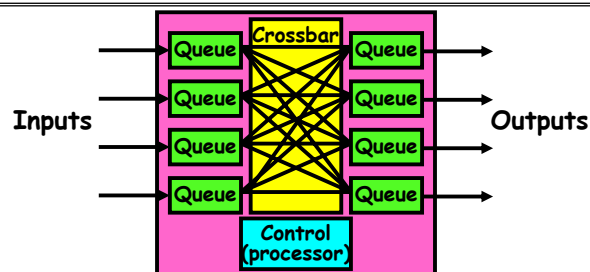
- Advantages:
 - Higher link performance
 - » Can drive point-to-point link faster than broadcast link since less capacitance/less echoes (from impedance mismatches)
 - Greater aggregate bandwidth than broadcast link
 - » Can have multiple senders at once
 - Can add capacity incrementally
 - » Add more links/switches to get more capacity
 - Better fault tolerance (as in the Internet)
 - Lower Latency
 - » No arbitration to send, although need buffer in the switch
- Disadvantages:
 - More expensive than having everyone share broadcast link
 - However, technology costs now much cheaper
- Examples
 - ATM (asynchronous transfer mode)
 - » The first commercial point-to-point LAN
 - » Inspiration taken from telephone network
 - Switched Ethernet
 - » Same packet format and signaling as broadcast Ethernet, but only two machines on each ethernet.

11/08/06

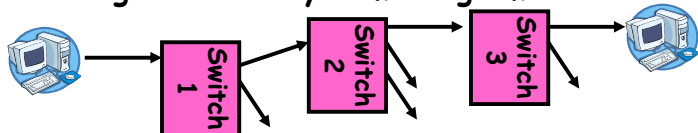
Kubiatowicz CS162 ©UCB Fall 2006

Lec 20.28

Point-to-Point Network design



- Switches look like computers: inputs, memory, outputs
 - In fact probably contains a processor
- Function of switch is to forward packet to output that gets it closer to destination
- Can build big crossbar by combining smaller switches

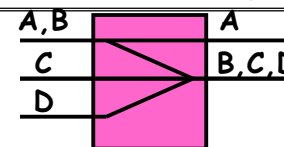


11/08/06

Kubiatowicz CS162 ©UCB Fall 2006

Lec 20.29

Flow control options



- What if everyone sends to the same output?
 - Congestion—packets don't flow at full rate
- In general, what if buffers fill up?
 - Need flow control policy
- Option 1: no flow control. Packets get dropped if they arrive and there's no space
 - If someone sends a lot, they are given buffers and packets from other senders are dropped
 - Internet actually works this way
- Option 2: Flow control between switches
 - When buffer fills, stop inflow of packets
 - Problem: what if path from source to destination is completely unused, but goes through some switch that has buffers filled up with unrelated traffic?

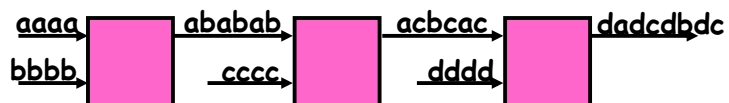
11/08/06

Kubiatowicz CS162 ©UCB Fall 2006

Lec 20.30

Flow Control (con't)

- Option 3: Per-flow flow control.
 - Allocate a separate set of buffers to each end-to-end stream and use separate "don't send me more" control on each end-to-end stream



- Problem: fairness
 - Throughput of each stream is entirely dependent on topology, and relationship to bottleneck
- Automobile Analogy
 - At traffic jam, one strategy is merge closest to the bottleneck
 - » Why people get off at one exit, drive 500 feet, merge back into flow
 - » Ends up slowing everybody else a huge amount
 - Also why have control lights at on-ramps
 - » Try to keep from injecting more cars than capacity of road (and thus avoid congestion)

11/08/06

Kubiatowicz CS162 ©UCB Fall 2006

Lec 20.31

Conclusion

- Important system properties
 - Availability: how often is the resource available?
 - Durability: how well is data preserved against faults?
 - Reliability: how often is resource performing correctly?
- Use of Log to improve Reliability
 - Journalled file systems such as ext3
- RAID: Redundant Arrays of Inexpensive Disks
 - RAID1: mirroring, RAID5: Parity block
- Authorization
 - Controlling access to resources using
 - » Access Control Lists
 - » Capabilities
- Network: physical connection that allows two computers to communicate
 - Packet: unit of transfer, sequence of bits carried over the network

11/08/06

Kubiatowicz CS162 ©UCB Fall 2006

Lec 20.32