CS152
Computer Architecture and Engineering
Lecture 1

Introduction and Five Components of a Computer

January 20, 1999

John Kubiatowicz (www.cs.berkeley.edu/~kubitron)

lecture slides: http://www-inst.eecs.berkeley.edu/~cs152/

Overview

- Intro to Computer Architecture (30 minutes)
- Administrative Matters (5 minutes)
- Course Style, Philosophy and Structure (15 min)
- Break (5 min)
- Organization and Anatomy of a Computer (25) min)

What is "Computer Architecture"

Computer Architecture =

Instruction Set Architecture +

Machine Organization

Instruction Set Architecture (subset of Computer Arch.)

... the attributes of a [computing] system as seen by the programmer, *i.e.* the conceptual structure and functional behavior, as distinct from the organization of the data flows and controls the logic design, and the physical implementation.
– Amdahl, Blaaw, and Brooks, 1964

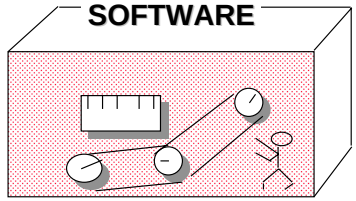

- -- Organization of Programmable Storage
- -- Data Types & Data Structures: Encodings & Representations
- -- Instruction Set
- -- Instruction Formats
- -- Modes of Addressing and Accessing Data Items and Instructions
- -- Exceptional Conditions

The Instruction Set: a Critical Interface



Example ISAs (Instruction Set Architectures)

° Digital Alpha	(v1, v3)	1992-97
° HP PA-RISC	(v1.1, v2.0)	1986-96
° Sun Sparc	(v8, v9)	1987-95
° SGI MIPS	(MIPS I, II, III, IV, V)	1986-96
° Intel	(8086,80286,80386, 80486,Pentium, MMX, ...)	1978-96

MIPS R3000 Instruction Set Architecture (Summary)

- Instruction Categories
  - Load/Store
  - Computational
  - Jump and Branch
  - Floating Point
    - coprocessor
  - Memory Management
  - Special

Registers

R0 - R31

PC

HI

LO

3 Instruction Formats: all 32 bits wide

OP	rs	rt	rd	sa	funct
OP	rs	rt	immediate		
OP	jump target				

Q: How many already familiar with MIPS ISA?

Organization

- Capabilities & Performance Characteristics of Principal Functional Units
  - (e.g., Registers, ALU, Shifters, Logic Units, ...)
- Ways in which these components are interconnected
- Information flows between components
- Logic and means by which such information flow is controlled.
- Choreography of FUs to realize the ISA
- Register Transfer Level (RTL) Description

Logic Designer's View

ISA Level

FUs & Interconnect

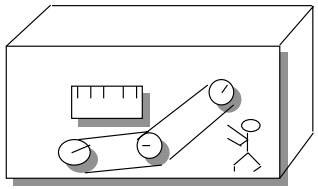

Example Organization

° TI SuperSPARC^{tm} TMS390Z50 in Sun SPARCstation20

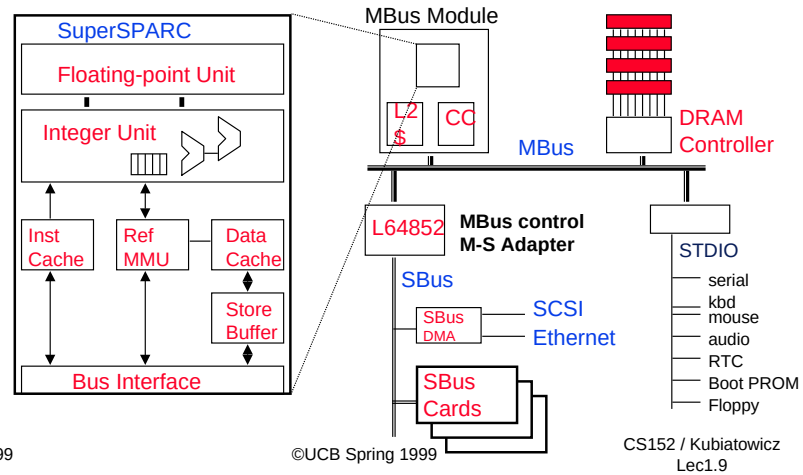

What is "Computer Architecture"?

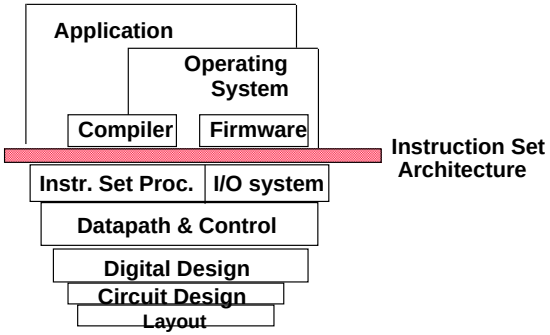

° Coordination of many *levels of abstraction*

° Under a rapidly changing set of forces

° Design, Measurement, *and* Evaluation

Forces on Computer Architecture

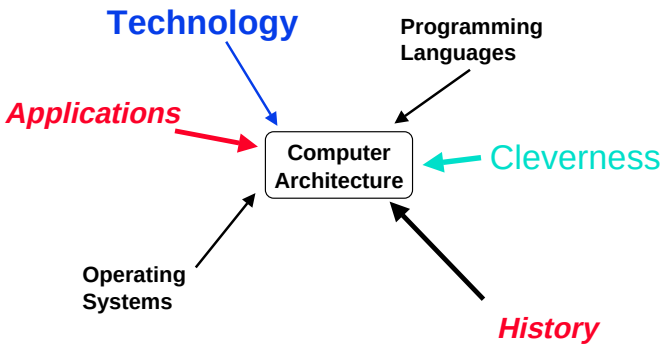

Technology

DRAM chip capacity

DRAM	
Year	Size
1980	64 Kb
1983	256 Kb
1986	1 Mb
1989	4 Mb
1992	16 Mb
1996	64 Mb
1999	256 Mb
2002	1 Gb

Microprocessor Logic Density

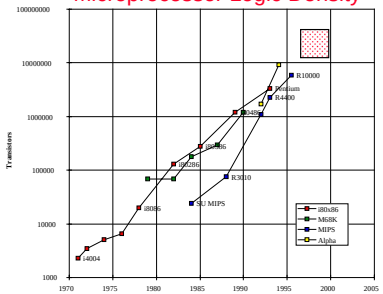

° In ~1985 the single-chip processor (32-bit) and the single-board computer emerged

- => workstations, personal computers, multiprocessors have been riding this wave since

° In the 2002+ timeframe, these may well look like mainframes compared single-chip computer (maybe 2 chips)

Technology => dramatic change

° **Processor**
- **logic capacity: about 30% per year**
- **clock rate: about 20% per year**

° **Memory**
- **DRAM capacity: about 60% per year (4x every 3 years)**
- **Memory speed: about 10% per year**
- **Cost per bit: improves about 25% per year**

° **Disk**
- **capacity: about 60% per year**

Performance Trends

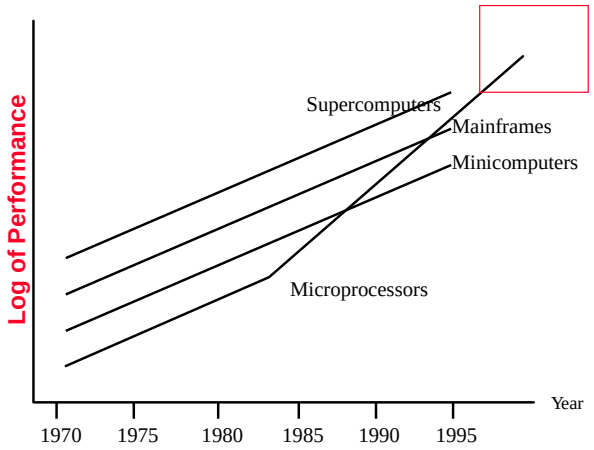

Processor Performance (SPEC)

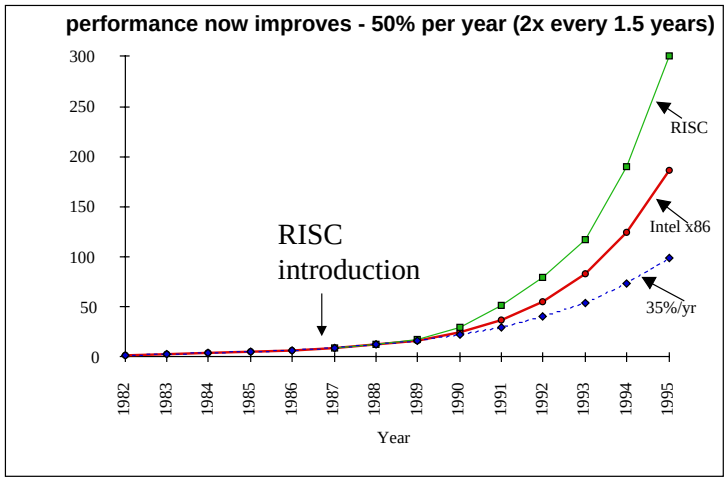

Did RISC win the technology battle and lose the market war?

Applications and Languages

° **CAD, CAM, CAE, . . .**

° **Lotus, DOS, . . .**

° **Multimedia, . . .**

° **The Web, . . .**

° **JAVA, . . .**

° **???**

Measurement and Evaluation

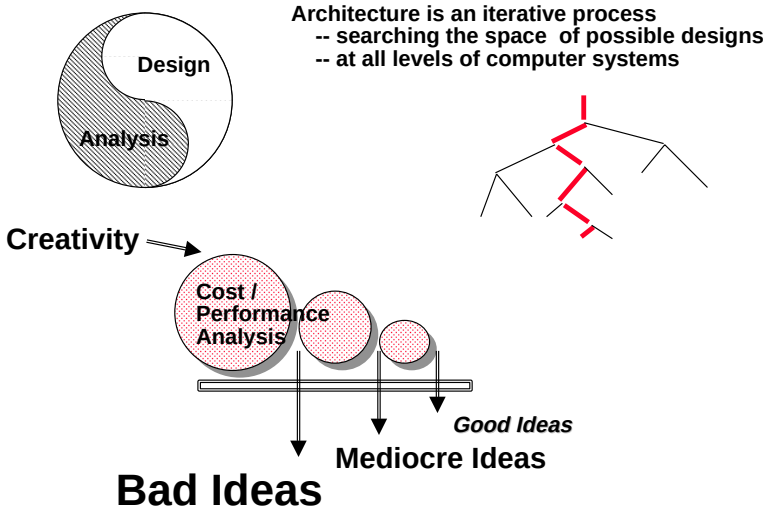

Architecture is an iterative process
-- searching the space of possible designs
-- at all levels of computer systems

Why do Computer Architecture?

° CHANGE

° It's exciting!

° It has never been more exciting!

° It impacts every other aspect of electrical engineering and computer science

CS152: Course Content

Computer Architecture and Engineering

Instruction Set Design	Computer Organization
Interfaces	Hardware Components
Compiler/System View	Logic Designer's View
-"Building Architect"	-"Construction Engineer"

CS152: So what's in it for me?

° In-depth understanding of the inner-workings of modern computers, their evolution, and trade-offs present at the hardware/software boundary.
- Insight into fast/slow operations that are easy/hard to implementation hardware

° Experience with the *design process* in the context of a large complex (hardware) design.
- Functional Spec --> Control & Datapath --> Physical implementation
- Modern CAD tools

° Designer's "Conceptual" toolbox.

Conceptual tool box?

- Evaluation Techniques
- Levels of translation (e.g., Compilation)
- Levels of Interpretation (e.g., Microprogramming)
- Hierarchy (e.g, registers, cache, mem,disk,tape)
- Pipelining and Parallelism
- Static / Dynamic Scheduling
- Indirection and Address Translation
- Synchronous and Asynchronous Control Transfer
- Timing, Clocking, and Latching
- CAD Programs, Hardware Description Languages, Simulation
- Physical Building Blocks (e.g., CLA)
- Understanding Technology Trends

Course Structure

- Design Intensive Class --- 75 to 150 hours per semester per student

  MIPS Instruction Set ---> Standard-Cell implementation

- Modern CAD System (PowerView):

  Schematic capture and Simulation

  Design Description

  Computer-based "breadboard"
  - Behavior over time
  - Before construction

- Lectures:
  - Review: 2 weeks on ISA, arithmetic
  - 1 week on technology & HDL
  - 5 weeks on Proc. Design
  - 3 weeks on Memory and I/O
  - 1 week on fast networks and multiprocessors
  - 1 week on Modern superscalar design
  - 2 weeks exams, presentations

Typical Lecture Format

- 20-Minute Lecture
- 5- Minute Administrative Matters
- 25-Minute Lecture
- 5-Minute Break (water, stretch)
- 25-Minute Lecture
- Instructor will come to class early & stay after to answer questions

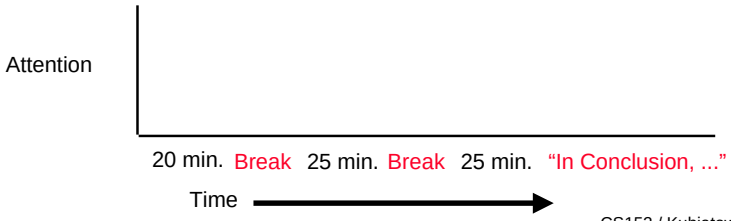

Course Administration

- Instructor: John Kubiatowicz (kubitron@cs)
  676 Soda Hall
  Office Hours(Tentative): M 3:30-5:00
- TAs: Oscar Gonzalez (oscar@dornfeld.me)
  Victor Wen (vwen@cory.eecs)
- Labs: UNIX accounts on Soda machines
  NT accounts in 119 Cory
- Materials: http://www-inst.eecs.berkeley.edu/~cs152
- Newsgroup: ucb.class.cs152
- Text: *Computer Organization and Design: The Hardware/Software Interface,* *Second Edition*, Patterson and Hennessy
  - Q: Need 2nd Edition?
    yes! >> 50% text changed, all exersizes changed all examples modernized, new sections, ...

Course Exams

- Reduce the pressure of taking exams
  - Midterms: (approximately) Wednesday March 3 and April 21
  - 3 hrs to take 1.5-hr test (5:30-8:30 PM, 306 Soda).
  - Our goal: test knowledge vs. speed writing
  - Review meetings: Sunday before?
  - Both mid-terms can bring summary sheets
- Students/Staff meet over pizza after exam
  - Allow me to meet you
  - 1st time: I'll buy.

Course Workload

- Reasonable workload (if you have good work habits)
  - No final exam: Only 2 mid-terms
  - Every lab feeds into the project
  - Project teams have 4 or 5 members
- Spring 1995 HKN workload survey (1 to 5, 5 being hardest)

CS 150	4.2	CS 164	3.1
CS 152	3.4/3.5	CS 169	3.6
CS 162	3.9/4.0	CS 184	4.6

- Spring 1997 HKN workload survey (1 to 5, 5 being hardest)

CS 150	3.8	CS 164	4.0
CS 152	3.2	CS 169	3.2
CS 162	3.3	CS 184	3.3

- Revised Science/Design units: now 3 Science, 2 Design

Homework Assignments and Project

- Most assignment consists of two parts
  - Individual Effort: Exercises from the text book
  - Team Effort: Lab assignments
- Assignments go out on Wednesday
  - Exercises due on a later Monday at beginning of lecture
  - Labs reports due 5pm in box 283 soda hall.
- Lab Homeworks returned in discussion section
  - To spread computer workload
  - put section time on them homeworks
- Discussion sections start next week
  - 101 Tu 10-11 70 EVANS
  - 102 Tu 1-2 6 EVANS
- Must turn in survey to be considered enrolled

My Goal

- Show you how to understand modern computer architecture in its rapidly changing form.
- Show you how to design by leading you through the process on challenging design problems
- Learn how to test things.
- NOT to talk <u>at</u> you
- so...
  - ask questions
  - come to office hours
  - find me in the lab
  - ...

Project/Lab Summary

- Workview runs on all NT workstations in Cory, but 119 Cory is primary CS152 lab.
- Lab assignments:
  - Lab 1 Performance measurement, diagnostics (1 week)
  - Lab 2 C -> MIPS, SPIM (1 week)
  - Lab 3 Workview / Fast ALU Design (1 week)
  - Lab 4 Single Cycle Processor Design (2 weeks)
  - Lab 5 Pipelined Processor Design (2 weeks)
  - Lab 6 Cache & DMA Design (2 weeks)
  - Lab 7 *Open ended work for final project*
- 1-hour discussion section. May need 2 hours later in term so that can have project meetings in second hour (attendance required at project meetings);
- team in same section!
- Oral presentation and written report

Grading

- Grade breakdown
  - Two Midterm Exams: 35% (combined)
  - Labs and Design Project: 35%
  - Homework Completion: 5%
  - Quizzes: 15%
  - Project Group Participation 5%
  - Class Participation: 5%
- No late homeworks or labs: our goal grade, return in 1 week
- Grades posted on home page/glookup?
  - Written/email request for changes to grades
  - April 28 deadline to correct scores
- CS Division guideline upper division class GPA between 2.7 and 3.1.
  - average 152 grade will be a B or B+; set expectations accordingly

Course Problems

- Can't make midterm
  - Tell early us and we will schedule alternate time
- Forgot to turn in homework/ Dog ate computer
  - NO late homeworks or labs.
- What is cheating?
  - Studying together in groups is encouraged
  - Work must be your own
  - Common examples of cheating: running out of time on a assignment and then pick up output, take homework from box and copy, person asks to borrow solution "just to take a look", copying an exam question, ...
  - Better off to skip assignment (7 Labs + 6 homeworks 20% of grade)

Class decides on penalties for cheating; staff enforces

- Exercises (book):
  - 0 for problem
  - 0 for homework assignment
  - subtract full value for assignment
  - subtract 2X full value for assignment
- Labs leading to project (groups: only penalize individuals?)
  - 0 for problem
  - 0 for homework assignment
  - subtract full value for assignment
  - subtract 2X full value for assignment
- Exams
  - 0 for problem
  - 0 for exam

Project Simulates Industrial Environment

- Project teams have 4 or 5 members in same discussion section
  - video lecture by Sun expert on working in groups
- Communicate with colleagues (team members)
  - What have you done?
  - What answers you need from others?
  - You must document your work!!!
  - Everyone must keep an on-line notebook
- Communicate with supervisor (TAs)
  - How is the team's plan?
  - Short progress reports are required:
    - What is the team's game plan?
    - What is each member's responsibility?

Things We Hope You Will Learn from 152

- Keep it simple and make it work
  - Fully test everything individually and then together
  - Retest everything whenever you make any changes
  - Last minute changes are big "no nos"
- Group dynamics. Communication is the key to success:
  - Be open with others of your expectations and your problems
  - Everybody should be there on design meetings when key decisions are made and jobs are assigned
- Planning is very important:
  - Promise what you can deliver; deliver more than you promise
  - Murphy's Law: things *DO* break at the last minute
    - Don't make your plan based on the best case scenarios
    - Freeze you design and don't make last minute changes
- Never give up! It is not over until you give up.

What you should know from 61C, 150

- Basic machine structure
  - processor, memory, I/O
- Read and write basic C programs
- Read and write in an assembly language
  - MIPS preferred
- Understand the steps in a make file and what they do
  - compile, link, load & execute
- Understand the concept of virtual memory
- Logic design
  - logical equations, schematic diagrams, FSMs, components

Getting into CS 152

- If not preenrolled, Fill out petition form
- Fill out survey and return Monday in class
- Know the prerequisites
  - CS 61C - assembly language and simple computer organization
  - CS 150 - Logic design
- Prerequisite quiz on Monday 2/1; Pass/Fail
  - UC doesn't always enforce prerequisites
  - TA's will hold review sessions in section next Tuesday+1 other time
  - Need to pass prerequisite quiz to take CS 152
  - Previous preq quizzes on web pages.

Levels of Representation (61C Review)

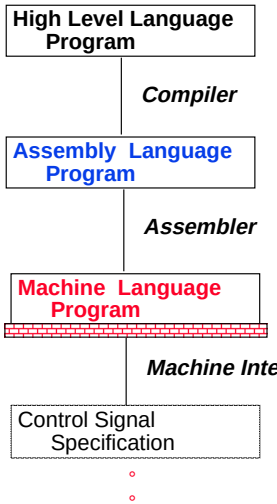

temp = v[k];
v[k] = v[k+1];
v[k+1] = temp;

```
lw$15, 0($2)
lw$16, 4($2)
sw     $16, 0($2)
sw     $15, 4($2)
```

```
0000 1001 1100 0110 1010 1111 0101 1000
1010 1111 0101 1000 0000 1001 1100 0110
1100 0110 1010 1111 0101 1000 0000 1001
0101 1000 0000 1001 1100 0110 1010 1111
```

ALUOP[0:3] <= InstReg[9:11] & MASK

Levels of Organization

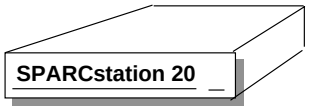

Workstation Design Target:
25% of cost on Processor
25% of cost on Memory
(minimum memory size)
Rest on I/O devices,
power supplies, box

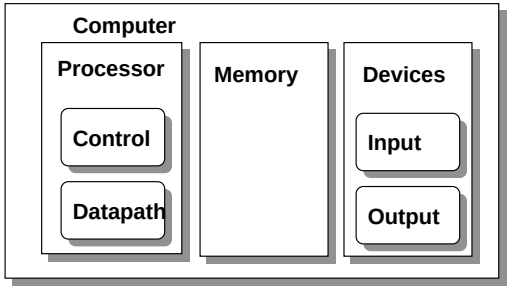

Execution Cycle

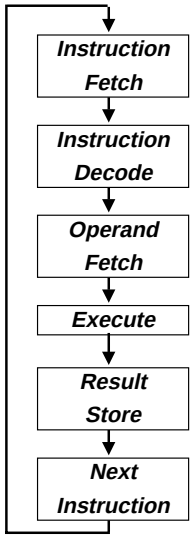

Obtain instruction from program storage

Determine required actions and instruction size

Locate and obtain operand data

Compute result value or status

Deposit results in storage for later use

Determine successor instruction

The SPARCstation 20

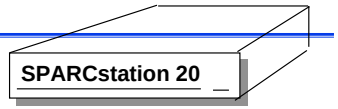

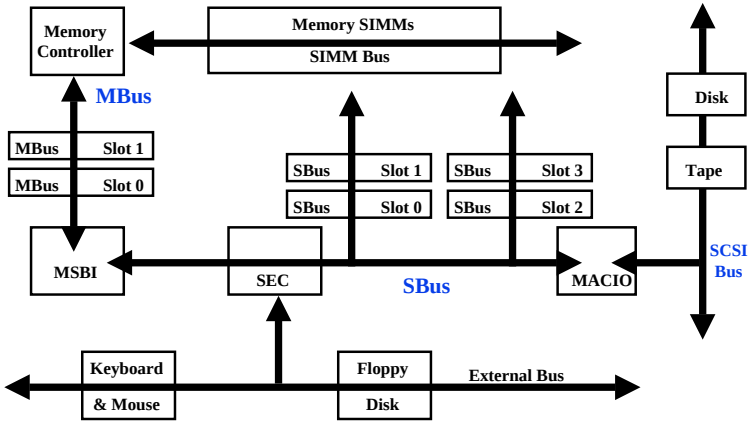

The Underlying Interconnect

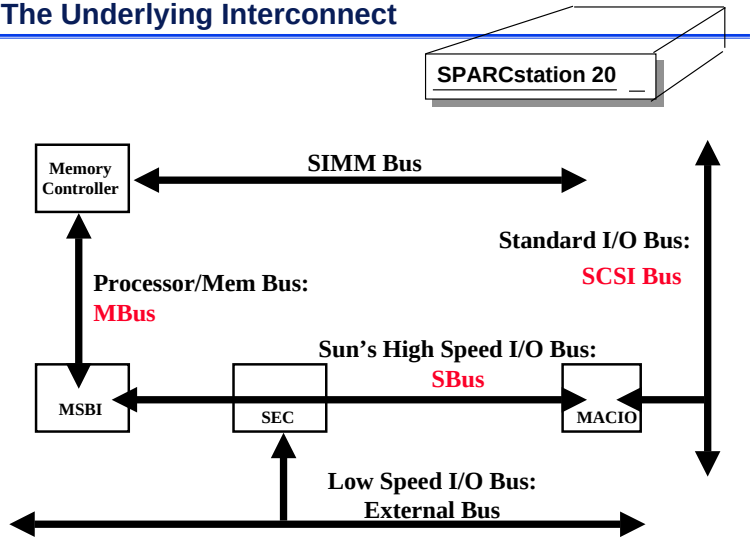

Processor and Caches

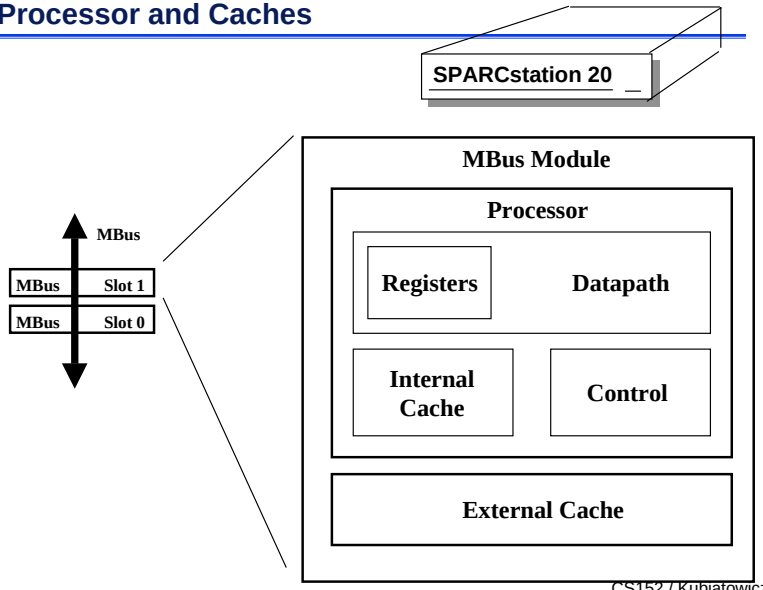

Memory

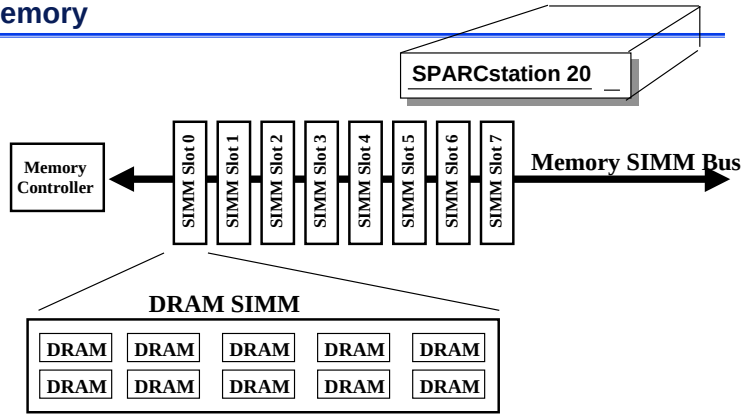

Input and Output (I/O) Devices

- SCSI Bus: Standard I/O Devices
- SBus: High Speed I/O Devices
- External Bus: Low Speed I/O Device

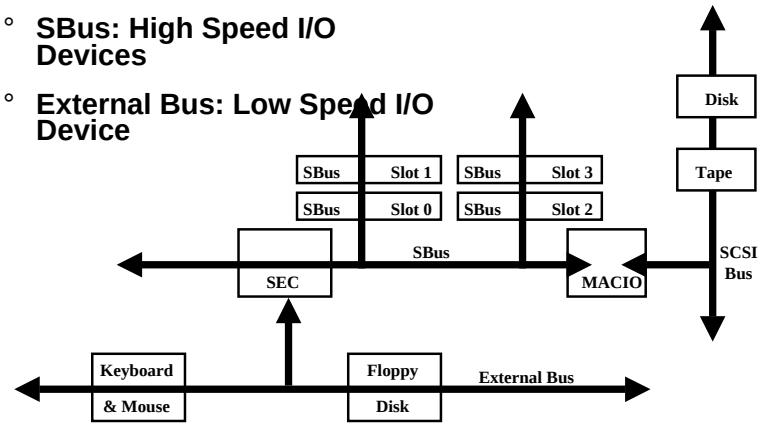

Standard I/O Devices

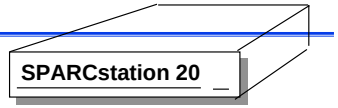

- SCSI = Small Computer Systems Interface
- A standard interface (IBM, Apple, HP, Sun ... etc.)
- Computers and I/O devices communicate with each other
- The hard disk is one I/O device resides on the SCSI Bus

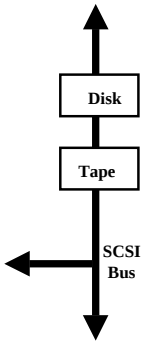

High Speed I/O Devices

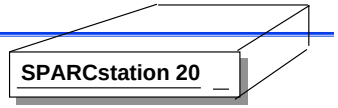

- SBus is SUN's own high speed I/O bus
- SS20 has four SBus slots where we can plug in I/O devices
- Example: graphics accelerator, video adaptor, ... etc.
- High speed and low speed are relative terms

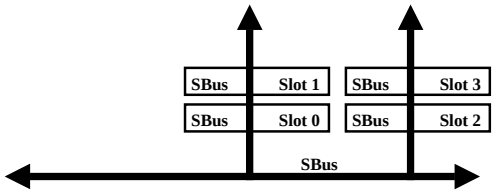

Slow Speed I/O Devices

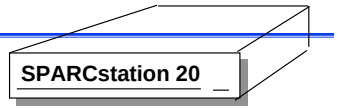

- The are only four SBus slots in SS20--"seats" are expensive
- The speed of some I/O devices is limited by human reaction time--very very slow by computer standard
- Examples: Keyboard and mouse
- No reason to use up one of the expensive SBus slot

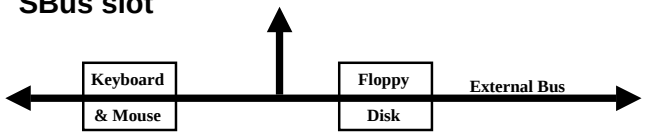

Summary

- All computers consist of five components
  - Processor: (1) datapath and (2) control
  - (3) Memory
  - (4) Input devices and (5) Output devices
- Not all "memory" are created equally
  - Cache: fast (expensive) memory are placed closer to the processor
  - Main memory: less expensive memory--we can have more
- Interfaces are where the problems are - between functional units and between the computer and the outside world
- Need to design against constraints of performance, power, area and cost

Summary: Computer System Components

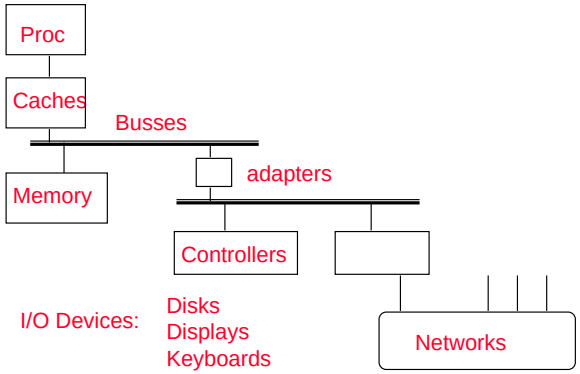

° **All have interfaces & organizations**