

10 Regression, including Least-Squares Linear and Logistic Regression

REGRESSION aka Fitting Curves to Data

Classification: given point x , predict class (often binary)

Regression: given point x , predict a numerical value

[Classification gives a discrete prediction, whereas regression gives us a quantitative prediction, usually on a continuous scale. We've already seen an example of regression in Gaussian discriminant analysis. QDA and LDA don't just estimate a classifier; they also give us the probability that a particular prediction is correct. So QDA and LDA do regression on probability values.]

- Choose form of regression fn $h(x; w)$ with parameters w ($h = \text{hypothesis}$)
 - like decision fn in classification [e.g., linear, quadratic, logistic in x]
- Choose a cost fn (objective fn) to optimize
 - usually based on a loss fn; e.g., empirical risk = expected loss on data

Some regression fns:

- (1) linear: $h(x; w, \alpha) = w \cdot x + \alpha$
- (2) polynomial [equivalent to linear regression with added polynomial features]
- (3) logistic: $h(x; w, \alpha) = s(w \cdot x + \alpha)$ recall: logistic fn $s(\gamma) = \frac{1}{1+e^{-\gamma}}$

[The last choice is interesting. You'll recall that LDA produces a posterior probability function with this expression. So the logistic function seems to be a natural form for modeling certain probabilities. If we want to model posterior probabilities, sometimes we use LDA; but alternatively, we could skip fitting Gaussians to points, and instead just try to directly fit a logistic function to a set of probabilities.]

Some loss fns: let \hat{y} be prediction $h(x)$; y be true label

- (A) $L(\hat{y}, y) = (\hat{y} - y)^2$ squared error
- (B) $L(\hat{y}, y) = |\hat{y} - y|$ absolute error
- (C) $L(\hat{y}, y) = -y \ln \hat{y} - (1 - y) \ln(1 - \hat{y})$ logistic loss, aka cross-entropy: $y \in [0, 1]$, $\hat{y} \in (0, 1)$

Some cost fns to minimize:

- (a) $J(h) = \frac{1}{n} \sum_{i=1}^n L(h(X_i), y_i)$ mean loss [you can leave out the " $\frac{1}{n}$ "]
- (b) $J(h) = \max_{i=1}^n L(h(X_i), y_i)$ maximum loss
- (c) $J(h) = \sum_{i=1}^n \omega_i L(h(X_i), y_i)$ weighted sum [some points are more important than others]
- (d) $J(h) = (a), (b), \text{ or } (c) + \lambda \|w\|^2$ ℓ_2 penalized/regularized
- (e) $J(h) = (a), (b), \text{ or } (c) + \lambda \|w\|_{\ell_1}$ ℓ_1 penalized/regularized

Some famous regression methods:

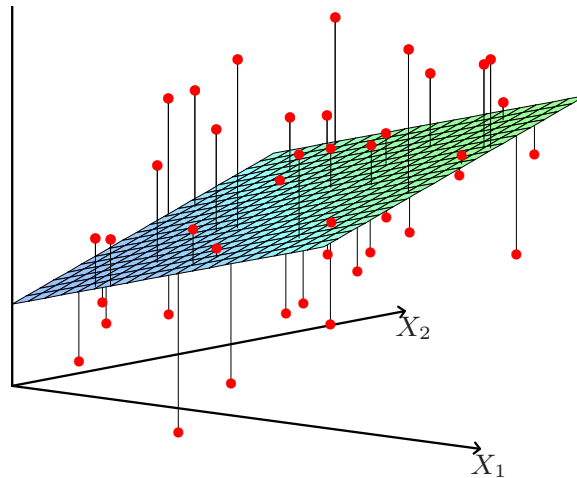
- | | | |
|-----------------------------|-----------------------|--|
| Least-squares linear regr.: | (1) + (A) + (a) | } quadratic cost; minimize w/calculus |
| Weighted least-squ. linear: | (1) + (A) + (c) | |
| Ridge regression: | (1) + (A) + (a) + (d) | |
| Lasso: | (1) + (A) + (a) + (e) | quadratic program |
| Logistic regr.: | (3) + (C) + (a) | convex cost; minimize w/gradient descent |
| Least absolute deviations: | (1) + (B) + (a) | } linear program |
| Chebyshev criterion: | (1) + (B) + (b) | |

[I have given you several choices of regression function, several choices of loss function, and several choices of objective function. You can snap one part out and replace it with a different one. But the optimization algorithm and its speed depend crucially on which parts you pick. Let's consider some examples.]

LEAST-SQUARES LINEAR REGRESSION (Gauss, 1801)

Linear regression fn (1) + squared loss fn (A) + cost fn (a).

$$\text{Find } w, \alpha \text{ that minimizes } \sum_{i=1}^n (X_i \cdot w + \alpha - y_i)^2.$$



linregress.pdf (ISL, Figure 3.4) [An example of linear regression.]

Convention: X is $n \times d$ design matrix of sample pts
 y is n -vector of scalar labels

$$\begin{bmatrix} X_{11} & X_{12} & \dots & X_{1j} & \dots & X_{1d} \\ X_{21} & X_{22} & & X_{2j} & & X_{2d} \\ \vdots & & & & & \\ X_{i1} & X_{i2} & & X_{ij} & & X_{id} \\ \vdots & & & & & \\ X_{n1} & X_{n2} & & X_{nj} & & X_{nd} \end{bmatrix} \leftarrow \text{point } X_i^\top$$

\uparrow
 feature column X_{*j}

$$\begin{bmatrix} y_1 \\ y_2 \\ \vdots \\ y_n \end{bmatrix}$$

\uparrow
 y

Usually $n > d$. [But not always.]

Recall fictitious dimension trick [from Lecture 3]: rewrite $h(x) = x \cdot w + \alpha$ as

$$\begin{bmatrix} x_1 & x_2 & 1 \end{bmatrix} \begin{bmatrix} w_1 \\ w_2 \\ \alpha \end{bmatrix}.$$

Now X is an $n \times (d+1)$ matrix; w is a $(d+1)$ -vector. [We've added a column of all-1's to the end of X .]
 [We rewrite the optimization problem above:]

$$\text{Find } w \text{ that minimizes } \|Xw - y\|^2 = \text{RSS}(w), \text{ for } \underline{\text{residual sum of squares}}$$

Optimize by calculus:

$$\begin{aligned}
 \text{minimize RSS}(w) &= w^\top X^\top X w - 2y^\top X w + y^\top y \\
 \nabla \text{RSS} &= 2X^\top X w - 2X^\top y = 0 \\
 \Rightarrow \underbrace{X^\top X}_{(d+1) \times (d+1)} \underbrace{w}_{(d+1)\text{-vectors}} &= \underbrace{X^\top y}_{(d+1)\text{-vector}} \quad \Leftarrow \text{the normal equations [} w \text{ unknown; } X \text{ \& } y \text{ known]}
 \end{aligned}$$

If $X^\top X$ is singular, problem is underconstrained.

[... because the sample points all lie on a common subspace (through the origin).]

[Notice that $X^\top X$ is always positive semidefinite, but not always positive definite.]

We use a linear solver to find $w = \underbrace{(X^\top X)^{-1} X^\top}_{X^+, \text{ the pseudoinverse of } X, (d+1) \times n} y$. [never actually invert the matrix!]

[We never compute X^+ directly, but we are interested in the fact that w is a linear transformation of y .]

[X is usually not square, so X can't have an inverse. However, every X has a pseudoinverse X^+ , and if $X^\top X$ is invertible, then X^+ is a "left inverse."]

Observe: $X^+ X = (X^\top X)^{-1} X^\top X = I \Leftarrow (d+1) \times (d+1)$ [which explains the name "left inverse"]

Observe: the predicted values of y_i are $\hat{y}_i = w \cdot X_i \Rightarrow \hat{y} = Xw = XX^+y = Hy$

where $\underbrace{H}_{n \times n} = XX^+$ is called the hat matrix because it puts the hat on y .

[Ideally, H would be the identity matrix and we'd have a perfect fit, but if $n > d+1$, then H is singular.]

Advantages:

- Easy to compute; just solve a linear system.
- Unique, stable solution. [... except when the problem is underconstrained.]

Disadvantages:

- Very sensitive to outliers, because errors are squared!
- Fails if $X^\top X$ is singular. [Which means the problem is underconstrained, has multiple solutions.]

[In discussion section 6, we'll address how to handle the underconstrained case where $X^\top X$ is singular.]

[Apparently, least-squares linear regression was first posed and solved in 1801 by the great mathematician Carl Friedrich Gauss, who used least-squares regression to predict the trajectory of the planetoid Ceres. A paper he wrote on the topic is regarded as the birth of modern linear algebra.]

LOGISTIC REGRESSION (David Cox, 1958)

Logistic regression fn (3) + logistic loss fn (C) + cost fn (a).

Fits "probabilities" in range [0, 1].

Usually used for classification. The input y_i 's *can* be probabilities, but in most applications they're all 0 or 1.

QDA, LDA: generative models

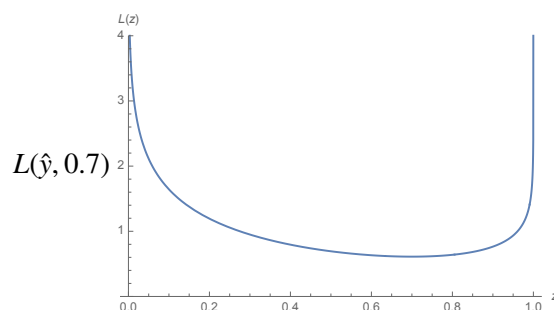
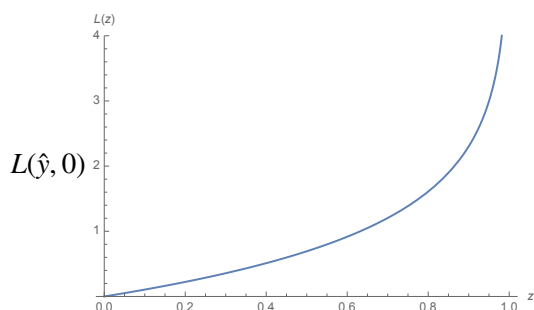
logistic regression: discriminative model

[We've learned from LDA that in classification, the posterior probabilities are often modeled well by a logistic function. So why not just try to fit a logistic function directly to the data, skipping the Gaussians?]

With X and w including the fictitious dimension; α is w 's last component ...

Find w that minimizes

$$J = \sum_{i=1}^n L(s(X_i \cdot w), y_i) = - \sum_{i=1}^n \left(y_i \ln s(X_i \cdot w) + (1 - y_i) \ln (1 - s(X_i \cdot w)) \right).$$

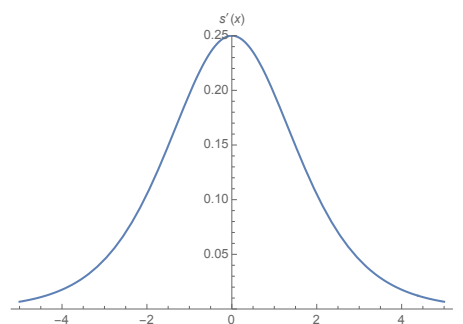
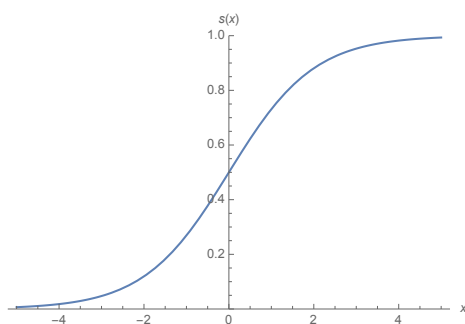


[logloss0.pdf](#), [loglosspt7.pdf](#) [Plots of the loss $L(\hat{y}, y)$ for $y = 0$ (left) and $y = 0.7$ (right). As you might guess, the left function is minimized at $\hat{y} = 0$, and the right function is minimized at $\hat{y} = 0.7$. These loss functions are always convex.]

$J(w)$ is convex! Solve by gradient descent.

[To do gradient descent, we'll need to compute some derivatives.]

$$\begin{aligned} s'(\gamma) &= \frac{d}{d\gamma} \frac{1}{1 + e^{-\gamma}} = \frac{e^{-\gamma}}{(1 + e^{-\gamma})^2} \\ &= s(\gamma)(1 - s(\gamma)) \end{aligned}$$



[logistic.pdf](#), [dlogistic.pdf](#) [Plots of $s(\gamma)$ (left) and $s'(\gamma)$ (right).]

Let $s_i = s(X_i \cdot w)$

$$\begin{aligned} \nabla_w J &= - \sum \left(\frac{y_i}{s_i} \nabla s_i - \frac{1 - y_i}{1 - s_i} \nabla s_i \right) \\ &= - \sum \left(\frac{y_i}{s_i} - \frac{1 - y_i}{1 - s_i} \right) s_i (1 - s_i) X_i \\ &= - \sum (y_i - s_i) X_i \end{aligned}$$

$$= -X^T (y - s(Xw)) \quad \text{where } s(Xw) = \begin{bmatrix} s_1 \\ s_2 \\ \vdots \\ s_n \end{bmatrix} \quad [\text{applies } s \text{ component-wise to } Xw]$$

Gradient descent rule: $w \leftarrow w + \epsilon X^T(y - s(Xw))$

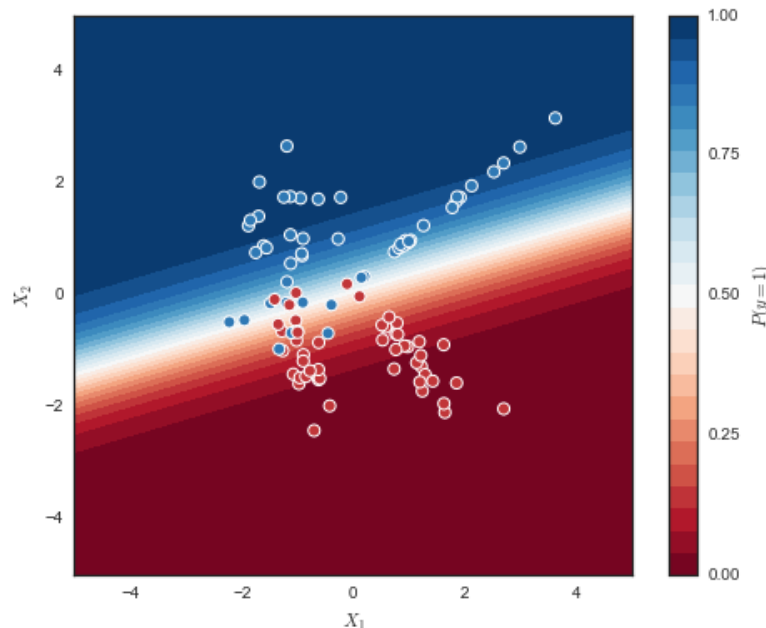
Stochastic gradient descent: $w \leftarrow w + \epsilon (y_i - s(X_i \cdot w)) X_i$

Works best if we shuffle points in random order, process one by one.

For very large n , sometimes converges before we visit all points!

[This looks a lot like the perceptron learning rule. The only difference is that the “ $-s_i$ ” part is new.]

Starting from $w = 0$ works well in practice.



problogistic.png, by “mwascom” of Stack Overflow

<http://stackoverflow.com/questions/28256058/plotting-decision-boundary-of-logistic-regression>

[An example of logistic regression.]

If sample pts are linearly separable and $w \cdot x = 0$ separates them (with decision boundary touching no pt), scaling w to have infinite length causes $s(X_i \cdot w) \rightarrow 1$ for a pt i in class C, $s(X_i \cdot w) \rightarrow 0$ for a pt not in class C, and $J(w) \rightarrow 0$ [in the limit as $\|w\| \rightarrow \infty$].

[Moreover, making w grow extremely large is the only way to get the cost function J to approach zero.]

Therefore, logistic regression always separates linearly separable pts!

[In this case, the cost function $J(w)$ has no finite local minimum, but gradient descent will “converge” to a solution, in the sense that the cost J will get arbitrarily close to zero, though of course the weight vector w will never become infinitely long. Mathematically speaking, w doesn’t converge at all—it diverges—though $J(w)$ does converge to zero.]

[A 2018 paper by Soudry, Hoffer, Nacson, Gunasekar, and Srebro shows that gradient descent applied to logistic regression eventually converges to the maximum margin classifier, but the convergence is very, very slow. A practical logistic regression solver should use a different optimization algorithm.]