

Analysis of Absorbing Sets and Fully Absorbing Sets of Array-Based LDPC Codes

Lara Dolecek, *Member, IEEE*, Zhengya Zhang, *Member, IEEE*, Venkat Anantharam, *Fellow, IEEE*, Martin J. Wainwright, *Member, IEEE*, and Borivoje Nikolić, *Senior Member, IEEE*

Abstract—The class of low-density parity-check (LDPC) codes is attractive, since such codes can be decoded using practical message-passing algorithms, and their performance is known to approach the Shannon limits for suitably large block lengths. For the intermediate block lengths relevant in applications, however, many LDPC codes exhibit a so-called “error floor,” corresponding to a significant flattening in the curve that relates signal-to-noise ratio (SNR) to the bit-error rate (BER) level. Previous work has linked this behavior to combinatorial substructures within the Tanner graph associated with an LDPC code, known as (fully) absorbing sets. These fully absorbing sets correspond to a particular type of near-codewords or trapping sets that are stable under bit-flipping operations, and exert the dominant effect on the low BER behavior of structured LDPC codes. This paper provides a detailed theoretical analysis of these (fully) absorbing sets for the class of $C_{p,\gamma}$ array-based LDPC codes, including the characterization of all minimal (fully) absorbing sets for the array-based LDPC codes for $\gamma = 2, 3, 4$, and moreover, it provides the development of techniques to enumerate them exactly. Theoretical results of this type provide a foundation for predicting and extrapolating the error floor behavior of LDPC codes.

Index Terms—Absorbing set, bit-flipping, error floor, low-density parity-check (LDPC) codes, message passing decoding, near-codeword, trapping set.

I. INTRODUCTION

LOW-density parity-check (LDPC) codes are a class of error-correcting codes based on sparse graphs. Their chief appeal is their excellent performance under practical decoding algorithms based on message passing, especially for

Manuscript received January 31, 2008; revised January 19, 2009. Current version published December 23, 2009. This work was supported in part by the National Science Foundation (NSF) under Grant CCF-0635372, and by Marvell Semiconductor and Intel Corporation through the UC MICRO program. The work of L. Dolecek was also supported by the University of California Dissertation Year Fellowship. The material in this paper was presented in part at the IEEE International Conference on Communications, Glasgow, Scotland, July 2007.

L. Dolecek was with the Electrical Engineering and Computer Science Department, Massachusetts Institute of Technology, Cambridge, MA 02139 USA. She is now with the Electrical Engineering Department, University of California, Los Angeles (UCLA), Los Angeles, CA 90095 USA (e-mail: dolecek@ucla.edu).

Z. Zhang was with the Department of Electrical Engineering and Computer Sciences, University of California, Berkeley. He is now with the Department of Electrical Engineering and Computer Science, University of Michigan, Ann Arbor, MI 48109 USA (e-mail: zhengya@eecs.umich.edu).

V. Anantharam, B. Nikolić, and M. J. Wainwright are with the Electrical Engineering and Computer Science Department, University of California, Berkeley, Berkeley, CA 94720 USA (email: ananth@eecs.berkeley.edu; bora@eecs.berkeley.edu; wainwrig@eecs.berkeley.edu).

Communicated by T. Etzion, Associate Editor for Coding Theory.

Color versions of Figures 1 and 2 in this paper are available online at <http://ieeexplore.ieee.org>.

Digital Object Identifier 10.1109/TIT.2009.2034781

moderate bit-error rates (BER), say 10^{-6} and above [6], [26], [28]. As a consequence, LDPC codes have been adopted into several recent standards including Ethernet [2], digital video broadcasting [1], [29], and broadband wireless [3].

However, it has been observed that LDPC codes often exhibit an *error floor*, meaning that beyond a certain signal-to-noise ratio (SNR), there is a significant change in slope in the plot of BER versus SNR. For suitably designed codes, these error floors only occur at relatively low BERs (e.g., below 10^{-6}), and do not pose problems for applications requiring only moderately low BER, such as low-rate wireless communications. For other applications with low BER requirements, such as magnetic disk drives and optical channels, these error floors are extremely troublesome. An ongoing line of research has shown that these error floors are closely related to the suboptimality of practical message-passing decoders. MacKay and Postol [18] recognized that certain classes of non-codewords, which they referred to as near-codewords, can cause the decoder to fail; in particular, an (a, b) near-codeword is a binary string of weight a whose syndrome has weight b . From simulation of a rate $1/2$ LDPC code with block length 2640 based on the Margulis construction, they found that $(12, 4)$ and $(14, 4)$ near-codewords are the main contributors to the error floor of this code when used for the transmission over an additive white Gaussian noise (AWGN) channel. They also postulated that the minimum distance of this code is significantly higher than the weight a of the observed near-codewords. Di *et al.* [5] defined a closely related concept of a *stopping set*, which governs the performance limits of iterative decoding for LDPC codes over the binary erasure channel (BEC). Subsequent work by Orlitsky *et al.* [21] has provided analytical characterization of the stopping set enumerator for different ensembles of LDPC codes. Although very useful for determining the performance over a BEC, stopping sets cannot be used directly to determine LDPC performance for other channels, such as AWGN channels, since the nature of errors in nonerasure channels is more subtle. For more general channels, pioneering work by Richardson [23] introduced the operationally defined notion of a *trapping set* in order to address the error floor of LDPC codes, and developed a fast numerical method for estimating the error probability in the low BER region. Follow-up work by Chilappagari *et al.* [4] used trapping sets to study error floors of LDPC codes on a binary symmetric channel. Other researchers have studied closely related notions of elementary trapping sets [17], pseudocodewords for iterative decoding [14], [15], and pseudocodewords for linear-programming decoding [12].

In previous experimental work [32], we designed a hardware emulator to explore the low BER regime of various classes of

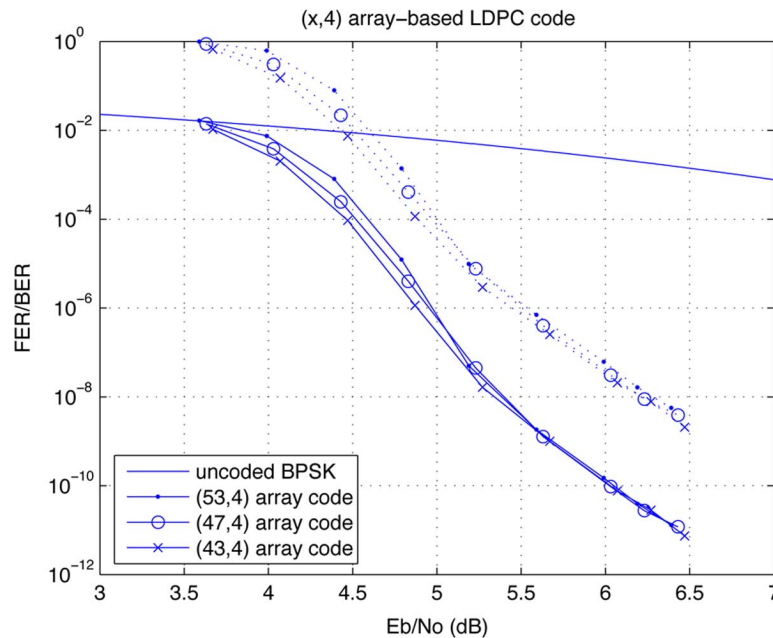


Fig. 1. Hardware-based BER/FER performance of several array-based LDPC codes with bit degree four.

structured LDPC codes. On the basis of these experiments, we isolated a set of graphical substructures in the Tanner graph [27] representation of the parity check matrix, referred to as *absorbing sets*, that cause various message-passing decoders to fail by converging to these non-codeword states. Like stopping sets, *absorbing sets have a purely combinatorial definition in terms of the parity check matrix of a given LDPC code*. They can be viewed as a special subclass of a near-codeword or a trapping set, in particular one that is guaranteed to be stable under a bit-flipping decoder. With this property, and in contrast to previous works, absorbing sets describe the dominant decoding failures of various message passing algorithms and provide a new analytical foundation for studying error floors.

We also point out that the insights on the structure of the absorbing sets as the dominant contributors to the LDPC code performance in the low BER region are not only useful from the theoretical viewpoint, but they also play an extremely important role in the systematic development of an efficient decoder design required by practical very-large-scale integration (VLSI) implementations. The properties of absorbing sets are a critical factor in the design of a high-throughput hardware emulator that operates in very low BER regions [33], [34]. In addition, an ongoing work has demonstrated that the absorbing sets are also a fundamental component in an importance-sampling-based method for estimating error floor probabilities [9]; in the development of explicit theoretical bounds on decoder's performance [7]; and for the systematic improvement of practical decoding algorithms [25], [34].

In order to motivate the theoretical results in this paper, we present several experimental results obtained on our hardware emulator [32]. This hardware platform is capable of reaching remarkable BER levels below 10^{-10} for structured finite-length LDPC codes, decoded using a sum-product algorithm. Fig. 1 shows the performance of several array-based LDPC codes [11], along with the uncoded transmission curve, for both the bit- and frame- error rate (FER). The results are for three different

TABLE I
ERROR STATISTICS FOR THE (2809, 2600) ARRAY-BASED LDPC CODE
(CHECK DEGREE = 53, BIT DEGREE = 4)

SNR	(6,4)	(7,4)	(7,6)	(8,2)	(8,4)
5.4 dB	86	27	0	77	33
5.6 dB	94	26	5	62	32
5.8 dB	111	16	4	53	22
6.0 dB	26	8	0	17	0
6.2 dB	32	11	1	14	4
6.4 dB	27	2	0	9	1

TABLE II
ERROR STATISTICS FOR THE (2209, 2024) ARRAY-BASED LDPC CODE
(CHECK DEGREE = 47, BIT DEGREE = 4)

SNR	(6,4)	(7,4)	(7,6)	(8,2)	(8,4)
5.4 dB	100	9	1	53	32
5.6 dB	140	19	6	63	33
5.8 dB	119	15	6	58	20
6.0 dB	51	7	2	21	8
6.2 dB	50	6	1	22	8
6.4 dB	24	2	0	13	4

codeword lengths, $1849 = 43^2$, $2209 = 47^2$, and $2809 = 53^2$, with rates 0.9086, 0.9163, and 0.9256, respectively. These codes have check degrees 43, 47, and 53, respectively, and all three have bit degrees equal to 4. While the performance reported in Fig. 1 of these three codes is quite similar, it is important to notice that the low BER performance of all three codes is dominated by the (6, 4) (fully) absorbing sets (this object will be precisely defined in Section II-B), as indicated in Tables I, II, and III which list the statistics (counts) of the error events captured at several SNR points. Each row corresponds to the number of captured decoding errors when the decoder converged to an (a, b) absorbing set, for different a, b pairs.

While in this paper we focus on describing in detail the absorbing sets for the family of high-rate array-based LDPC codes, it is worth reiterating that the absorbing sets are a general property of the factor graph describing the parity check matrix of an

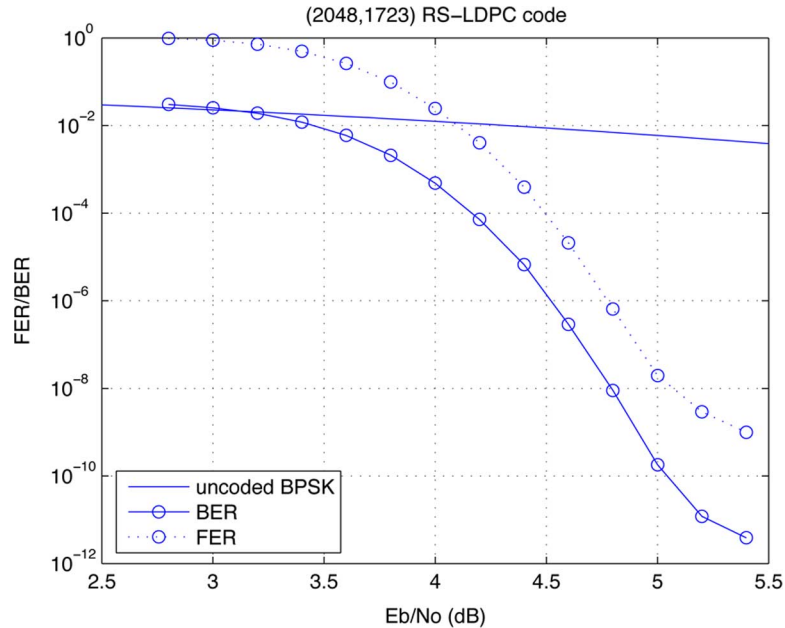


Fig. 2. Hardware-based BER/FER performance of the (2048, 1723) Reed–Solomon based LDPC code.

TABLE III
ERROR STATISTICS FOR THE (1849, 1680) ARRAY-BASED LDPC CODE
(CHECK DEGREE = 43, BIT DEGREE = 4)

SNR	(6,4)	(7,4)	(7,6)	(8,2)	(8,4)
5.4 dB	76	26	3	49	32
5.6 dB	107	19	2	53	22
5.8 dB	80	11	7	32	16
6.0 dB	45	7	1	10	11
6.2 dB	60	10	1	23	9
6.4 dB	41	5	1	13	5

LDPC code, not just of a specific class of codes on which we focus in depth in the remainder of the paper. As an illustration, Fig. 2 shows the BER/FER versus SNR curve of another high-performance LDPC code, the (2048, 1723) Reed–Solomon LDPC code [6]. While this code also has a very good performance in the moderate BER region, it also experiences a significant flattening of the BER/FER versus SNR curve at lower BER levels. For this code, the dominant errors are the (8, 8) (fully) absorbing sets. In fact, almost all errors captured in the 5.0–5.5 dB range are (8, 8) fully absorbing sets.

It is important to point out that in all of the above examples, *none* of the recorded decoding errors in the low BER region were due to the minimum distance or any other nontransmitted codewords.

Under maximum-likelihood decoding, it is well known that the minimum distance and the weight enumerator of a code are key factors that determine its error-correcting performance. Given that absorbing sets (as opposed to neighboring codewords) are the dominant error event for iterative decoders, it is natural to consider the analogs of minimum distance and weight enumerator for absorbing sets. With the above motivating examples in mind, we now turn to the in-depth study of the minimal absorbing sets of high-rate array-based LDPC codes. This class of codes is an exemplar of a structured LDPC code with excellent performance in the moderate BER region, but whose low BER performance is governed by the minimal

absorbing sets. For this class of structured LDPC codes, we prove the nonexistence of various possible candidate absorbing sets, and having thereby explicitly constructed minimal absorbing sets, we characterize their combinatorial structure and cardinalities.

Compared to the results in [8], in this work we provide the complete and explicit characterization of all (6, 4) (fully) absorbing sets (versus pure existence and asymptotic properties), and a detailed theoretical analysis of all candidate configurations of minimal absorbing sets for column weights of interest. Additionally, the experimental evidence provided earlier in this section motivates the usefulness of studying absorbing sets.

The remainder of this paper is organized as follows. We begin in Section II with a brief overview of the class of array-based LDPC codes [11], and then formally introduce the definition of absorbing sets. In Section III, we provide a detailed study of the absorbing sets for column weights $\gamma = 2, 3$, and 4 for the standard parity check matrices $H_{p,\gamma}$ of such codes, and enumerate all such sets of smallest size. All of the theoretical results are stated in this section, with some of the more technical proofs deferred to the Appendix. Section IV concludes the paper.

II. BACKGROUND

We begin with background on array-based LDPC codes, and then provide a precise definition of absorbing sets.

A. Array-Based LDPC Codes

Array-based LDPC codes [11] are regular LDPC codes parameterized by a pair of integers (p, γ) , such that $\gamma \leq p$, and p is a prime. Given a $p \times p$ permutation matrix σ of the form

$$\sigma = \begin{bmatrix} 0 & 0 & \dots & 0 & 1 \\ 1 & 0 & \dots & 0 & 0 \\ 0 & 1 & \dots & 0 & 0 \\ \vdots & \vdots & \dots & \vdots & \vdots \\ 0 & 0 & \dots & 1 & 0 \end{bmatrix} \quad (1)$$

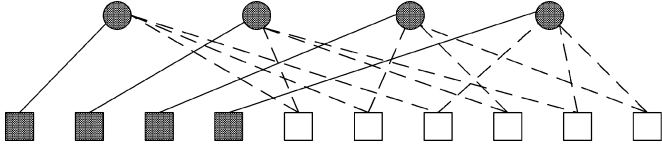


Fig. 3. An example of a $(4, 4)$ absorbing set.

we form the $p\gamma \times p^2$ parity check matrix $H_{p,\gamma}$

$$H_{p,\gamma} = \begin{bmatrix} I & I & I & \dots & I \\ I & \sigma & \sigma^2 & \dots & \sigma^{p-1} \\ I & \sigma^2 & \sigma^4 & \dots & \sigma^{2(p-1)} \\ \vdots & \vdots & \vdots & \dots & \vdots \\ I & \sigma^{\gamma-1} & \sigma^{(\gamma-1)2} & \dots & \sigma^{(\gamma-1)(p-1)} \end{bmatrix}. \quad (2)$$

We use $C_{p,\gamma}$ to denote the binary linear code defined by this parity check matrix (2). The rate¹ of this code is $R = 1 - \frac{\gamma p - \gamma + 1}{p^2}$ [20]. Fan [11] first demonstrated that array-based LDPC codes have very good performance in the low SNR region, and they have subsequently been proposed for a number of applications, including digital subscriber lines [10] and magnetic recording [30].

B. Absorbing Sets

A convenient representation of an $m \times n$ parity check matrix H of a binary linear code is in terms of its factor or Tanner graph [13], [16], [27]. In particular, let $G_H = (V, F, E)$ denote a bipartite graph, in which the set of vertices V is associated with n bits in the code (columns of H), and the set F is associated with m checks of the code (rows of H). The edge set E is defined by the structure of H : in particular, there exists an edge $e(i, j) \in E$ if and only if $i \in V$ and $j \in F$. Elements of V are called “bit nodes” and elements of F are called “check nodes.”

For the array-based LDPC codes defined in Section II-A, the factor graph associated with $H_{p,\gamma}$ does not have any cycles of length four, and thus the girth is at least six (see [11]). For any subset D of V we let N_D denote the subset of check nodes neighboring the elements of D . For any subset D of V , let $\mathcal{E}(D)$ (resp., $O(D)$) be the set of neighboring vertices of D in F in the graph G with even (resp., odd) degree with respect to D . With this setup, we have the following.

Definition 1: Given an integer pair (a, b) , an (a, b) absorbing set is a subset $D \subseteq V$ of size a , with $O(D)$ of size b and with the property that each element of D has strictly fewer neighbors in $O(D)$ than in $F \setminus O(D)$. We say that an (a, b) absorbing set D is an (a, b) fully absorbing set, if in addition, all bit nodes in $V \setminus D$ have strictly more neighbors in $F \setminus O(D)$ than in $O(D)$.

An example of a $(4, 4)$ absorbing set is given in Fig. 3, where dark circles represent bits in the set D , dark squares constitute the set $O(D)$, white squares constitute the set $\mathcal{E}(D)$, $E(D, O(D))$ is given by solid lines, and $E(D, \mathcal{E}(D))$ is given by dashed lines. Observe that each element in D has more neighbors with even degree than odd degree. All check nodes not in the picture are denoted by empty squares. For this set to be a fully absorbing set, every bit node not in the figure

¹Note that the parity check matrix $H_{p,\gamma}$ is not full rank, hence the slight increase in rate over $1 - \gamma/p$.

should also have strictly more empty squares than full squares as neighbors.

Note that $D \subseteq V$ is a fully absorbing set if and only if for all $v \in V$, $\text{wt}(Hx_{D\Delta v}) > \text{wt}(Hx_D) = b$, where $D\Delta v$ denotes the symmetric difference between D and $\{v\}$, $\text{wt}(y)$ is the Hamming weight of a binary string y , and x_D is a binary string with support D .

The name “absorbing set” indicates the absorbing nature of these combinatorial objects in the sense that they act as local minimum states for the decoding algorithm: upon entering this configuration the decoding algorithm is “absorbed” in it. For the special case of a bit flipping algorithm [24], the configuration described as a fully absorbing set is stable, since each bit node receives strictly more messages from the neighboring checks that reinforce its value than messages that suggest the opposite bit value. However, as illustrated in the examples in the Introduction (further implementation details and additional examples are in our concurrent work [34]), absorbing sets also control the error floor behavior of more sophisticated message-passing decoders, such as the sum-product algorithm.

III. THEORETICAL RESULTS

Our goal is to describe minimal absorbing sets and minimal fully absorbing sets (a, b) of the factor graph of the parity check matrix $H_{p,\gamma}$, for $\gamma = 2, 3, 4$, where the minimality refers to the smallest possible a , and where b is the smallest possible for the given a .

We use the following notation throughout the paper. Recall that $H_{p,\gamma}$ is a $\gamma p \times p^2$ matrix of 0’s and 1’s. It is convenient to view $H_{p,\gamma}$ as a two-dimensional array of component $p \times p$ submatrices with the rows i in the range $0 \leq i \leq \gamma - 1$ (also referred to as row groups) and the columns j in the range $0 \leq j \leq p - 1$ (also referred to as column groups). Each column of $H_{p,\gamma}$ is uniquely described by a pair (j, k) where j denotes the column index of the submatrix this column belongs to, and k , $0 \leq k \leq p - 1$, denotes the index of this column within the submatrix.

Our main results are summarized in Theorems 1 and 2. Let $G_{p,\gamma}$ be the factor graph associated with the parity check matrix $H_{p,\gamma}$ of the array-based LDPC code $C_{p,\gamma}$. The first result characterizes the minimal (fully) absorbing sets.

Theorem 1 (Minimality):

- For the $G_{p,2}$ family, all minimal absorbing sets are minimal fully absorbing sets, and are of size $(4, 0)$.
- For the $G_{p,3}$ family, the minimal absorbing sets are of size $(3, 3)$, and the minimal fully absorbing sets are of size $(4, 2)$.
- For the $G_{p,4}$ family, and for $p > 19$, the minimal absorbing sets and the minimal fully absorbing sets are of size $(6, 4)$.

Our second result deals with the scaling behavior of the number of absorbing sets. Recall the standard asymptotic notation Θ : we say that some positive function $f(n)$ grows as $\Theta(n^\ell)$ if there exist constants $0 < c \leq c' < +\infty$ such that $cn^\ell \leq f(n) \leq c'n^\ell$, for n sufficiently large.

Theorem 2 (Scaling): Recalling that the block length $n = p^2$ of the $C_{p,\gamma}$ code corresponds to the number of columns in the parity check matrix $H_{p,\gamma}$, we have the following.

- For $\gamma = 2$, the number of minimal (fully) absorbing sets in $G_{p,\gamma}$ grows as $\Theta(n^2)$.

- (b) For $\gamma = 3$, the number of minimal absorbing sets as well as the number of minimal fully absorbing sets grows as $\Theta(n^{3/2})$.
- (c) For $\gamma = 4$ and for all block lengths $n > 19^2$ the number of minimal absorbing sets as well as the number of minimal fully absorbing sets grows as $\Theta(n^{3/2})$.

Although Theorem 2 states the result in terms of the Θ -scaling behavior, our techniques in fact provide an exact count of the number of minimal (fully) absorbing sets. Note that Theorem 1(a) implies that for $\gamma = 2$, the smallest (fully) absorbing sets are codewords; in fact, for this code, these absorbing sets are the minimum distance codewords. This result should be contrasted with the assertions of Theorem 1(b) and (c), for $\gamma = 3$ and $\gamma = 4$, respectively, which establish the existence of (fully) absorbing sets *strictly smaller* than the minimum distance of the code. In particular, for $\gamma = 3$, the minimum distance is six [20], [31], whereas for $\gamma = 4$ and $p > 7$, the minimum distance is between eight and ten [20], [31]. Therefore, for both $\gamma = 3$ and $\gamma = 4$, the minimal absorbing sets and minimal fully absorbing sets are strictly smaller than the minimum distance of the code.

Subsequent sections contain detailed proofs of the above statements. In particular, the proofs of Theorems 1 and 2 are presented in the following order.

- In Section III-A, we summarize the principal structural properties of the parity check matrix $H_{p,\gamma}$, that are referred to as the bit-, check-, cycle-, and pattern- consistency constraints, respectively. These structural properties will be repeatedly exploited in establishing the main results.
- Section III-B contains the proof of statements given in Theorems 1(a) and 2(a). In particular, after having shown that the number of bits in a minimal absorbing set has to be at least 4 for the code described by $H_{p,2}$, Lemma 3 provides an explicit count of (4, 0) (fully) absorbing sets, thus immediately implying Theorem 1(a) and Theorem 2(a).
- Section III-C contains the proof of statements given in Theorems 1(b) and 2(b). We first show that for the code described by $H_{p,3}$, the number of bits in a minimal absorbing set has to be at least 3. We then prove that (3, 3) absorbing sets exist, and that these are not fully absorbing sets. We then show that (4, 2) absorbing sets are the minimal fully absorbing sets, thus establishing Theorem 1(b). Lemma 4 provides the explicit counts of (3, 3) absorbing sets, and of (4, 2) fully absorbing sets, thereby implying the statement in Theorem 2(b).
- The lengthiest Section III-D deals with proving the statements given in Theorems 1(c) and 2(c). To prove the statements regarding the minimality of (6, 4) (fully) absorbing sets for the code described by $H_{p,4}$, we proceed with a series of auxiliary lemmas that establish the nonexistence of certain smaller candidate absorbing sets, which holds for sufficiently large code parameter p (specifically $p > 19$ will be sufficient for all auxiliary results). The sequence of the intermediate results consists of: 1) Lemma 5 that proves that (4, 4) absorbing sets do not exist, 2) Lemma 6 that proves that (5, b) absorbing sets do not exist, and 3) Lemma 7 that proves that (6, 2) absorbing sets do not exist. Finally, Lemma 8 provides an in-depth analysis of the (6, 4) (fully) absorbing sets, where we provide the explicit enumeration and structural description of these sets.

We begin with elementary structural conditions and lemmas that play a central role throughout the paper, summarized in Section III-A.

A. Preliminaries

Let $G_{p,\gamma}$ be the factor graph associated with $H_{p,\gamma}$, so bit nodes and check nodes in $G_{p,\gamma}$ represent columns and rows in $H_{p,\gamma}$, respectively. In the graph $G_{p,\gamma}$, bit nodes have degree γ and check nodes have degree p . There is a total of p^2 bit nodes and γp check nodes. Each bit node in $G_{p,\gamma}$ receives the unique label (j, k) that describes the corresponding column of $H_{p,\gamma}$. Each check node in $G_{p,\gamma}$ receives a label i if the corresponding row of $H_{p,\gamma}$ belongs to the row group i . Multiple bit nodes can have the same j or k label, but not both. Multiple check nodes can have the same i label.

We note that the structure of the parity check matrix imposes the following conditions on the neighboring bit nodes and check nodes.

Bit Consistency: For a bit node, all its incident check nodes, labeled i_{s_1} through i_{s_γ} , must have distinct labels, i.e., these check nodes are in distinct row groups.

Check Consistency: All bit nodes, say (j_1, k_1) through (j_p, k_p) , participating in the same check node must have distinct j_ℓ values, i.e., they are all in distinct column groups.

Both conditions follow from the fact that the parity check matrix $H_{p,\gamma}$ of $C_{p,\gamma}$ consists of a two-dimensional array of permutation matrices of equal size. \square

Lemma 1: (Pattern Consistency) The permutation submatrix σ has the following properties.

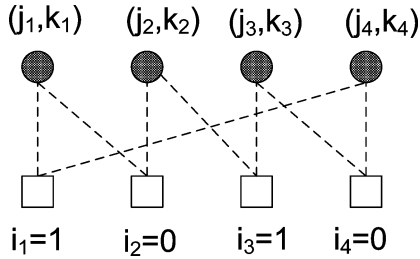
- (a) The (r, k) entry of σ^i is 1 if and only if $r - k \equiv i \pmod{p}$.
- (b) Let σ^{ij_1} and σ^{ij_2} be in the same row group of $H_{p,\gamma}$. If entry (r, k_1) of σ^{ij_1} is nonzero, then so is entry (r, k_2) of σ^{ij_2} where $k_1 + ij_1 \equiv k_2 + ij_2 \equiv r \pmod{p}$.

Proof: Assume that the columns and rows of σ^i are indexed with 0 through $p-1$. Recall that σ has “1” in the topmost row in the column indexed $p-1$ (last column), and that each subsequent row has “1” in a position that is a cyclic shift to the right of the position of “1” in the previous row. Multiplying σ^i with σ cyclically shifts the entries by one position to the left. Thus, σ^i has “1” in the topmost row in column $(p-i) \pmod{p}$, and has “1” in some row r in the column $k_1 \equiv p-i+r \pmod{p}$, from which the statement (a) follows. Thus, σ^{ij_1} has “1” in row r in the column indexed $k_1 \equiv p-ij_1+r \pmod{p}$ and σ^{ij_2} has “1” in row r in the column indexed $k_2 \equiv p-ij_2+r \pmod{p}$. Equating these expressions in terms of r , the statement in (b) follows. \square

We will refer to the constraints of the type described in Lemma 1 as *pattern consistency* constraints.

Lemma 2: (Cycle consistency) Consider a cycle in $G_{p,\gamma}$ of length $2t$, involving t bit nodes, with labels (j_1, k_1) through (j_t, k_t) and t check nodes, with labels i_1 through i_t , such that bit nodes (j_1, k_1) and (j_2, k_2) participate in the check labeled i_1 , (j_2, k_2) and (j_3, k_3) participate in the check labeled i_2 , and so on, until check labeled i_t in which (j_t, k_t) and (j_1, k_1) participate. Then

$$i_1(j_2 - j_1) + i_2(j_3 - j_2) + \cdots + i_{t-2}(j_{t-1} - j_{t-2}) + i_{t-1}(j_t - j_{t-1}) + i_t(j_1 - j_t) \equiv 0 \pmod{p}. \quad (3)$$

Fig. 4. (Labeled) candidate $(4, 0)$ absorbing set.

Proof: The pattern consistency constraints of Lemma 1(b) give

$$\begin{aligned} k_1 + i_1 j_1 &\equiv k_2 + i_1 j_2 \pmod{p}, \\ k_2 + i_2 j_2 &\equiv k_3 + i_2 j_3 \pmod{p}, \\ &\vdots \\ k_{t-1} + i_{t-1} j_{t-1} &\equiv k_t + i_{t-1} j_t \pmod{p}, \\ k_t + i_t j_t &\equiv k_1 + i_t j_1 \pmod{p}. \end{aligned} \quad (4)$$

Expand $k_1 - k_2$ into

$$(k_1 - k_t) - (k_{t-1} - k_t) - (k_{t-2} - k_{t-1}) - \dots - (k_2 - k_3).$$

Hence

$$\begin{aligned} i_1(j_2 - j_1) &\equiv i_t(j_t - j_1) - i_{t-1}(j_t - j_{t-1}) \\ &\quad - i_{t-2}(j_{t-1} - j_{t-2}) - \dots - i_2(j_3 - j_2) \pmod{p}. \end{aligned} \quad (5)$$

By rearranging the terms, relation (3) follows. \square

Constraints of the type (3) will subsequently be referred to as *cycle consistency* constraints. Note that the *cycle consistency* constraints are a consequence of the *pattern consistency* constraints.

B. Proof of Theorems 1(a) and 2(a)

We start by proving Theorem 1(a). The code $C_{p,2}$ has uniform bit degree two, and is thus a cycle code. Even though such codes are known to be poor [22], we include the analysis for the sake of completeness.

Let $G_{p,2} = (V, F, E)$ denote the factor graph of $H_{p,2}$. Let D be an (a, b) absorbing set in $G_{p,2}$. Each bit node in D has degree 2 in $G_{p,2}$ and is required to have strictly more neighbors in $\mathcal{E}(D)$ than in $O(D)$. This implies that $O(D)$ is empty. The absorbing set is of type $(a, 0)$. It is thus a fully absorbing set, and is in fact a codeword.

Since the matrix $H_{p,2}$ has the top row consisting of identity matrices, the codewords of $C_{p,2}$ are of even weight. Moreover, since the bottom row of $H_{p,2}$ consists of distinct component submatrices, no two columns of $H_{p,2}$ sum to zero. Therefore, $a > 2$ and even and there are no cycles of length 4 in this code.

We now consider $a = 4$. Let (j_1, k_1) , (j_2, k_2) , (j_3, k_3) , and (j_4, k_4) be the bit nodes participating in a candidate $(4, 0)$ absorbing set. These nodes must necessarily be arranged as in Fig. 4.

The following result proves Theorem 1(a).

Lemma 3: There is a total of $p^2(p-1)^2$ $(4, 0)$ (fully) absorbing sets in the code described by $H_{p,2}$.

Proof: The bit consistency conditions are automatically satisfied by the numbering of the row groups in Fig. 4. The check consistency constraints give

$$j_1 \neq j_4, \quad j_1 \neq j_2, \quad j_2 \neq j_3, \quad \text{and} \quad j_3 \neq j_4, \quad (6)$$

whereas the pattern consistency constraints of Lemma 1(b) give

$$\begin{aligned} k_1 &= k_2 \\ k_3 &= k_4 \\ k_2 + j_2 &\equiv k_3 + j_3 \pmod{p} \\ k_4 + j_4 &\equiv k_1 + j_1 \pmod{p}. \end{aligned} \quad (7)$$

There are p ways of choosing k_2 , which also determines k_1 . Since $j_2 \neq j_3$, we must have $k_3 \neq k_2$, so we have $(p-1)$ ways of choosing k_3 , which also determines k_4 . We then have p ways of choosing j_2 , which also determines j_3 . Since $j_1 \neq j_2$, we have $(p-1)$ ways of choosing j_1 , which also determines j_4 . To verify that every one of these choices satisfies all the equations it only remains to verify that $j_3 \neq j_4$. This holds because

$$\begin{aligned} j_3 - j_4 &\equiv (k_2 - k_3 + j_2) - (k_1 - k_4 + j_1) \\ &\equiv j_2 - j_1 \neq 0 \pmod{p}. \end{aligned} \quad (8)$$

Now, for any choice of row group labels for the checks, and column labels for the bits that satisfy the bit and check consistency constraints and the pattern consistency constraints of Lemma 1(b), there is a unique way to choose the row index in the individual row groups so that the pattern consistency constraint of Lemma 1 are satisfied. This completes the proof of Lemma 3. \square

From Lemma 3 (and recalling that the block length $n = p^2$), we conclude that the number of $(4, 0)$ (fully) absorbing sets for the code described by $H_{p,2}$ is $\Theta(n^2)$, thereby establishing Theorem 2(a).

C. Proof of Theorems 1(b) and 2(b)

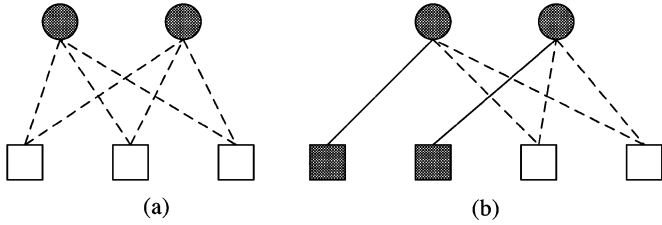
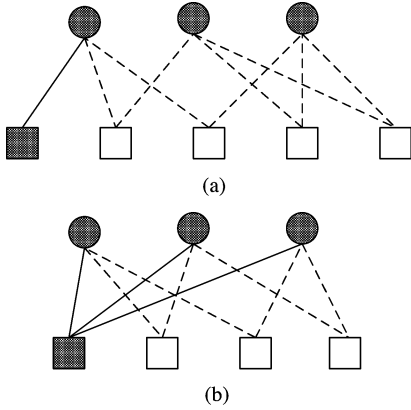
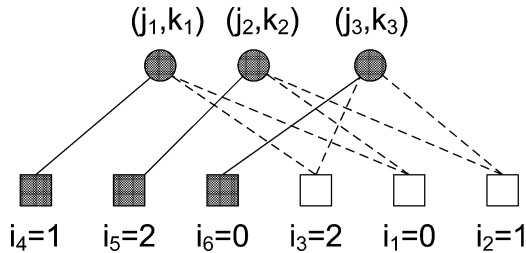
In our preceding analysis with $\gamma = 2$, note that $(4, 0)$ absorbing sets are actually codewords, so the performance of the cycle code under iterative decoding is dominated by low weight codewords. We now turn to the case $\gamma > 2$, which leads to more interesting results. In particular, our proof of Theorem 1(b) establishes the existence of minimal absorbing sets and minimal fully absorbing sets, for which the number of bit nodes a is *strictly smaller* than the minimum distance d_{\min} of the code.

Let $G_{p,3} = (V, F, E)$ denote the factor graph of $H_{p,3}$. Let D be an (a, b) absorbing set in $G_{p,3}$. Each bit node in D has degree 3 in $G_{p,3}$ and is required to have strictly more neighbors in $\mathcal{E}(D)$ than in $O(D)$.

Suppose $a = 2$. In the graph $G_{p,3}$, an even number of edges from D terminates in $\mathcal{E}(D)$. Thus, either $b = 0$ or $b = 2$ corresponding to the situations in Fig. 5. In either case, there would be a cycle of length 4 in $G_{p,3}$, which cannot hold [11], implying that $a \geq 3$.

Suppose $a = 3$. In the graph $G_{p,3}$, an even number of edges from D terminates in $\mathcal{E}(D)$. Thus, either $b = 1$ or $b = 3$. Suppose $b = 1$. This must correspond to the first form in Fig. 6, or the second form in Fig. 6, which again involves a cycle of length 4 in $G_{p,3}$, a contradiction [11].

Still with $a = 3$, the remaining case to consider is $b = 3$. In this case, each bit node in D would then connect to exactly one check node in $O(D)$ implying the unlabeled form of Fig. 7. Note that there is a cycle of length 6. Suppose that these three bit nodes are indexed as (j_1, k_1) , (j_2, k_2) , and (j_3, k_3) , respectively, where j_1, j_2 and j_3 are distinct (by the check consistency) and $0 \leq j_1, j_2, j_3 \leq p-1$. Without loss of generality, assume that (j_1, k_1) and (j_2, k_2) share a check in the row group i_1 ,

Fig. 5. Candidate $(2, b)$ absorbing sets. (a) $b = 0$. (b) $b = 2$.Fig. 6. Candidate $(3, 1)$ absorbing sets. (a) First candidate. (b) Second candidate.Fig. 7. (Labeled) candidate $(3, 3)$ absorbing set.

(j_2, k_2) and (j_3, k_3) share a check in the row group i_2 , and that (j_1, k_1) and (j_3, k_3) share a check in the row group i_3 , where $i_1, i_2, i_3 \in \{0, 1, 2\}$ and are distinct by the bit consistency condition. We may assume without loss of generality that $i_1 = 0$, $i_2 = 1$, and $i_3 = 2$. Note that the bit consistency constraints force the values of i_4, i_5 , and i_6 to be as given in Fig. 7.

In the remainder of the discussion, we first prove the existence of a $(3, 3)$ absorbing set. We then show that these $(3, 3)$ absorbing sets are not fully absorbing sets. This result will in turn imply the existence of $(4, 2)$ fully absorbing sets, which are thus minimal fully absorbing sets for $\gamma = 3$.

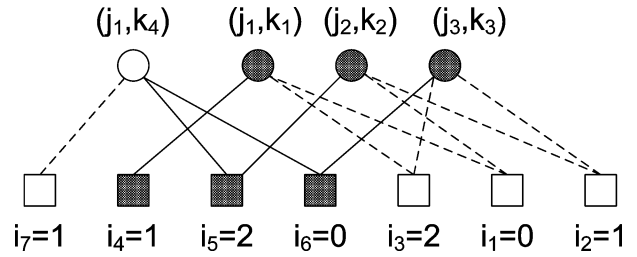
The bit consistency constraints are automatically satisfied by our labeling of the row groups in Fig. 7. The check consistency constraints reduce to the distinctness of j_1, j_2 , and j_3 . The pattern consistency constraints of Lemma 1(b) give

$$k_1 + 2j_1 \equiv k_3 + 2j_3 \pmod{p} \quad (9)$$

$$k_1 \equiv k_2 \pmod{p} \quad (10)$$

$$k_2 + j_2 \equiv k_3 + j_3 \pmod{p}. \quad (11)$$

The existence of a solution and hence of a $(3, 3)$ absorbing set is given in the proof of Lemma 4 below, which counts the number of such sets.

Fig. 8. Candidate $(3, 3)$ absorbing set (solid circles), with an adjacent bit node (empty circle).

Even though a $(3, 3)$ fully absorbing set seems plausible, care must be taken with respect to bit nodes *outside* a candidate fully absorbing set, that also participate in the unsatisfied checks. As we now show, a $(3, 3)$ fully absorbing set cannot exist, though the existence of a $(3, 3)$ absorbing set implies a $(4, 2)$ fully absorbing set.

Suppose first that a $(3, 3)$ fully absorbing set were to exist. Since $\gamma = 3$, it is then necessary that no bit node outside of the absorbing set participates in more than one unsatisfied check adjacent to a $(3, 3)$ absorbing set. Since (j_1, k_1) and (j_3, k_3) share a check, $j_1 \neq j_3$. Consider the bit node labeled (j_1, k_4) that connects to i_6 , as in Fig. 8. Since $i_6 = 0$, it follows from Lemma 1(b) that $k_3 = k_4$. Equations (9)–(11) imply that $k_3 + 2j_1 \equiv k_2 + 2j_2 \pmod{p}$ so that $(j_1, k_4) (= (j_1, k_3))$ bit node also connects to the check labeled i_5 , as shown in Fig. 8. This eliminates the possibility of a $(3, 3)$ fully absorbing set.

A $(4, 0)$ absorbing set (i.e., a codeword of weight 4) cannot exist since the minimum distance of the code is 6 [31]. The next candidate size for the smallest fully absorbing set is $(4, 2)$. Each of the unsatisfied checks in any such configuration would necessarily connect to only one of the bit nodes, else we would have a cycle of length 4, a contradiction [11]. Given this, no satisfied check node can connect to all four bit nodes, else we would have a cycle of length 4, a contradiction [11]. Since there are ten edges from the bit nodes that go to satisfied checks we now see that there must be five satisfied checks in any candidate $(4, 2)$ fully absorbing set. The two bit nodes that each have all their three edges going to satisfied check nodes must then share exactly one satisfied check (they have to share at least one, and cannot share more than one [11]). We have therefore concluded that any candidate $(4, 2)$ fully absorbing set must look like (an unlabeled version of) Fig. 8. The existence of such $(4, 2)$ fully absorbing sets is proved in Lemma 4, which also counts the number of such sets.

Lemma 4: The total number of $(3, 3)$ absorbing sets and $(4, 2)$ fully absorbing sets in the factor graph $G_{p,3}$ is $p^2(p-1)$, and $3p^2(p-1)/2$, respectively.

Proof: Referring to Fig. 7, the bit consistency and the check consistency constraints are satisfied for the given labels of row groups and since j_1, j_2 , and j_3 are distinct. Then j_1 and k_1 can each be chosen in p ways, and then j_3 can be chosen in $p-1$ ways. This fixes k_3 by (9), k_2 by (10), and then j_2 by (11). There is then a unique way to choose the row indices in the individual row groups so that the pattern consistency conditions of Lemma 1 are satisfied. Thus, the total number of $(3, 3)$ absorbing sets is $p^2(p-1)$.

Turning to counting $(4, 2)$ fully absorbing sets, every such set must look like an unlabeled version of Fig. 8, and so it contains exactly two distinct $(3, 3)$ absorbing sets (corresponding,

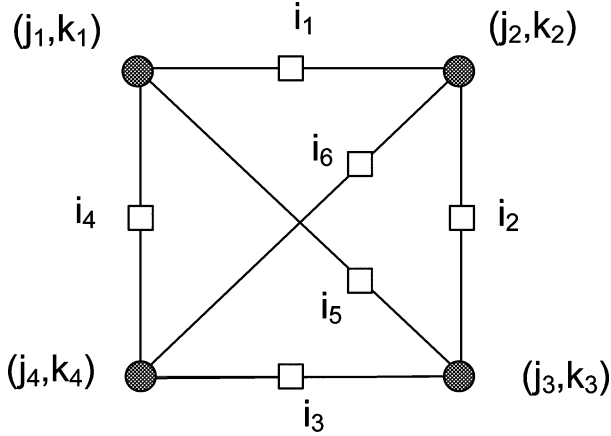


Fig. 9. Depiction of the candidate (4, 4) absorbing set.

respectively, to removing one of the bit nodes that connects to an unsatisfied check). From Fig. 7 one can see that every (3, 3) absorbing set is contained in three distinct (4, 2) fully absorbing sets (for each pair of unsatisfied checks in Fig. 7 one can find a bit node that these checks connect to, which when appended to the (3, 3) absorbing set gives a (4, 2) fully absorbing set). The total number of (4, 2) fully absorbing sets is therefore $3p^2(p-1)/2$. \square

Observe that Lemma 4 immediately implies Theorem 1(b).

D. Proof of Theorems 1(c) and 2(c)

In order to establish that (6, 4) (fully) absorbing sets are minimal for $H_{p,4}$ and $p > 19$, we will first show that (a, b) absorbing sets for $a < 6$ do not exist. This section contains the following auxiliary results on the nonexistence of certain candidate absorbing sets, which hold for sufficiently large code parameter p (specifically $p > 19$ will be sufficient for all auxiliary results). In particular:

- Lemma 5 proves that (4, 4) absorbing sets do not exist;
- Lemma 6 proves that (5, b) absorbing sets do not exist, and
- Lemma 7 proves that (6, 2) absorbing sets do not exist.

Finally, Lemma 8 provides an in-depth analysis of the (6, 4) absorbing sets.

Let D denote an (a, b) absorbing set in $G_{p,4} = (V, F, E)$, the factor graph of $H_{p,4}$. If $a = 2$ (respectively, 3) then at least six (respectively, nine) edges from D in $G_{p,4}$ terminate in $\mathcal{E}(D)$, which implies the existence of a cycle of length 4 in $G_{p,4}$, which is false [11]. Thus, $a \geq 4$.

Suppose $a = 4$ and note that b must be even. We cannot have $b = 0$, since this would imply the existence of a codeword of weight 4, which is false [31]. If $b = 2$, one can conclude that there must be a cycle of length 4 in the code (whether the number of edges going into unsatisfied checks is two or four), and this is false, [11]. Thus, we must have $b = 4$ and, since each bit node must have at least three edges going to satisfied checks, the impossibility of a cycle of length 4 [11] implies that the absorbing set can be described as in Fig. 9. In this figure, each vertex represents a distinct bit node of the candidate (4, 4) absorbing set and each edge represents a satisfied check node that connects to the bit nodes in the absorbing set, that correspond to its endpoints in the figure. The following lemma establishes that such sets do not exist if the prime p is large enough.

Lemma 5: For $p > 7$, the factor graph family $G_{p,4}$ does not contain any (4, 4) absorbing sets.

Proof: Without loss of generality, we may let $i_1 = x$, $i_4 = y$, and $i_5 = z$, where $x, y, z \in \{0, 1, 2, 3\}$ and distinct by the bit consistency conditions. Then, by propagating the bit consistency conditions at each remaining vertex, and exploiting the symmetry, it suffices to consider $(i_1, i_2, i_3, i_4, i_5, i_6)$ either (x, y, x, y, z, z) or (x, y, x, y, z, w) where $x, y, z, w \in \{0, 1, 2, 3\}$ and are distinct.

For the case $(i_1, i_2, i_3, i_4, i_5, i_6) = (x, y, x, y, z, z)$, we establish the following cycle consistency conditions based on the cycles within the graph in Fig. 9:

$$\begin{aligned} x(j_2 - j_1) + y(j_3 - j_2) + z(j_1 - j_3) &\equiv 0 \pmod{p} \\ x(j_2 - j_1) + z(j_4 - j_2) + y(j_1 - j_4) &\equiv 0 \pmod{p} \text{ and} \\ x(j_4 - j_3) + y(j_1 - j_4) + z(j_3 - j_1) &\equiv 0 \pmod{p}. \end{aligned} \quad (12)$$

By adding and subtracting the conditions in (12), it follows that

$$\begin{aligned} (y - z)(j_3 + j_4 - j_1 - j_2) &\equiv 0 \pmod{p} \\ (x - z)(j_2 + j_3 - j_1 - j_4) &\equiv 0 \pmod{p} \text{ and} \\ (x - y)(j_2 + j_4 - j_1 - j_3) &\equiv 0 \pmod{p}. \end{aligned} \quad (13)$$

Since x, y, z are distinct, relation (13) implies that j 's would have to be all the same, which contradicts the check consistency constraint.

For the case $(i_1, i_2, i_3, i_4, i_5, i_6) = (x, y, x, y, z, w)$, again based on the cycle structure in Fig. 9, we obtain the cycle consistency conditions

$$\begin{aligned} x(j_2 - j_1) + y(j_3 - j_2) + z(j_1 - j_3) &\equiv 0 \pmod{p}, \\ x(j_2 - j_1) + w(j_4 - j_2) + y(j_1 - j_4) &\equiv 0 \pmod{p}, \text{ and} \\ x(j_4 - j_3) + y(j_1 - j_4) + z(j_3 - j_1) &\equiv 0 \pmod{p}. \end{aligned} \quad (14)$$

We let $u_1 := j_2 - j_1$, $u_2 := j_3 - j_1$, and $u_3 := j_4 - j_1$. By the check consistency condition, all of u_1 , u_2 , and u_3 are nonzero. Substituting u_1 , u_2 , and u_3 in (14) and then expressing u_2 and u_3 in terms of u_1 , one arrives at the condition

$$(z - x)(w - y) + (z - y)(w - x) \equiv 0 \pmod{p}. \quad (15)$$

It can be verified that this condition cannot hold for any choice of x, y, z, w , where $x, y, z, w \in \{0, 1, 2, 3\}$ and are distinct for $p > 7$. There are $4! = 24$ ways of assigning numerical values to (x, y, z, w) . Substituting each numerical assignment (x, y, z, w) yields possible choices of prime p for which the expression in (15) becomes zero mod p . The condition (15) holds for $p \in \{2, 5, 7\}$. Therefore, for $p > 7$, $G_{p,4}$ does not contain (4, 4) absorbing sets. \square

We next show that (5, b) absorbing sets do not exist for the parameter p large enough. In particular we establish a congruential constraint involving the labels of the edges emanating from the bits in the absorbing set that cannot hold for p large enough.

Lemma 6: For $p > 19$, the factor graph family $G_{p,4}$ does not contain any (5, b) absorbing sets.

Proof: Since each bit node in the absorbing set has at most one neighboring unsatisfied check node, it follows that $b \leq 5$. By counting the number of edges emanating from the bit nodes in the candidate absorbing set (some of which have three satisfied and one unsatisfied check, and the rest having all four checks satisfied) and ending at satisfied checks, it follows that

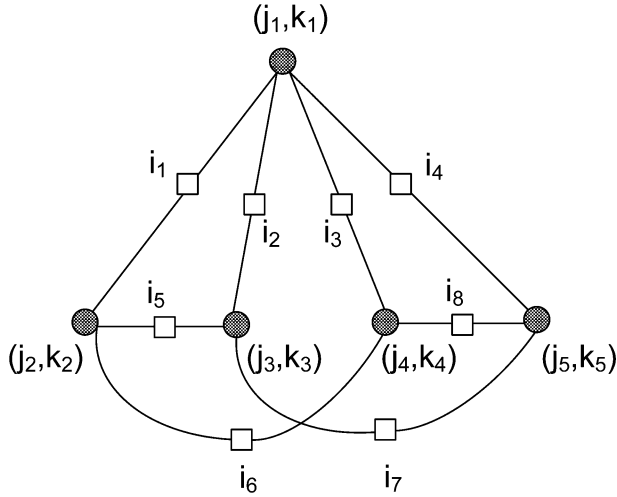


Fig. 10. Depiction of the candidate (5, 4) absorbing set.

the number of bit nodes with three satisfied and one unsatisfied check nodes is even, and thus b is even.² First $b > 0$ by the minimum distance, $d_{\min} \geq 8$ of the code, [31]. If $b = 2$, since we have at most five edges going to unsatisfied checks, there are two cases: (a) either three of them go to one unsatisfied check and one to another, or (b) one edge goes to each of the two unsatisfied checks. In case (a), because the girth of the factor graph is bigger than 4 [11], none of the three bit nodes that share an unsatisfied check can share a satisfied check. Further, no two bit nodes can share a satisfied check for the same reason. By counting, this eliminates case (a). In case (b), if we drop one of the bit nodes that has an unsatisfied check we would have a (4, 4) absorbing set which we have argued in Lemma 5 does not exist for $p > 7$.

Thus, for $p > 7$ we are left with considering the case $b = 4$ since at most five edges go into unsatisfied checks. This means the candidate absorbing set contains one bit node with all checks satisfied and four bit nodes each with three satisfied and one unsatisfied check. The only way that such an absorbing set could exist is if one has the configuration shown in Fig. 10, where the vertices represent bit nodes and edges represent their satisfied check nodes.

Since i_1, i_2, i_3 , and i_4 are all distinct elements of the set $\{0, 1, 2, 3\}$, by the bit consistency condition, and by the symmetry of the candidate configuration in Fig. 10, we may assume

²There are five bit nodes in a candidate (5, b) absorbing set, some having three neighboring satisfied checks and one neighboring unsatisfied check, and some having four neighboring satisfied checks and zero neighboring unsatisfied checks. The number of former is then b and the number of latter is $(5 - b)$. The number of edges emanating from the bits in this absorbing set and ending at satisfied checks is even (since these checks are satisfied). Thus, $3b + 4(5 - b)$ is even. That is, $(20 - b)$ is even and b itself is even.

that $i_1 = 0$. We let $x := i_2$, $y := i_3$, and $z := i_4$, where $x, y, z \in \{1, 2, 3\}$ and distinct. By propagating possible values of the labels for remaining edges, while maintaining bit consistency conditions, it follows that $(i_1, i_2, i_3, i_4, i_5, i_6, i_7, i_8)$ is either $(0, x, y, z, y, z, 0, x)$ or $(0, x, y, z, z, x, y, 0)$.

For $(i_1, i_2, i_3, i_4, i_5, i_6, i_7, i_8) = (0, x, y, z, y, z, 0, x)$, and for each edge and its endpoints in Fig. 10, we write the pattern consistency constraints of Lemma 1(b), in terms of x, y , and z

$$k_1 \equiv k_2 \pmod{p} \quad (16a)$$

$$k_3 \equiv k_5 \pmod{p} \quad (16b)$$

$$k_1 + xj_1 \equiv k_3 + xj_3 \pmod{p} \quad (16c)$$

$$k_1 + yj_1 \equiv k_4 + yj_4 \pmod{p} \quad (16d)$$

$$k_1 + zj_1 \equiv k_5 + zj_5 \pmod{p} \quad (16e)$$

$$k_2 + yj_2 \equiv k_3 + yj_3 \pmod{p} \quad (16f)$$

$$k_2 + zj_2 \equiv k_4 + zj_4 \pmod{p} \quad \text{and} \quad (16g)$$

$$k_4 + xj_4 \equiv k_5 + xj_5 \pmod{p}. \quad (16h)$$

A simplification of the last system leads

$$\begin{aligned} k_1 - k_3 &\equiv x(j_3 - j_1) \equiv z(j_5 - j_1) \\ &\equiv y(j_3 - j_2) \pmod{p} \end{aligned} \quad (17a)$$

$$k_1 - k_4 \equiv y(j_4 - j_1) \equiv z(j_4 - j_2) \pmod{p} \quad (17b)$$

$$k_3 - k_4 \equiv x(j_4 - j_5) \pmod{p}. \quad (17c)$$

We let $u_1 := j_3 - j_1$, $u_2 := j_4 - j_1$, $u_3 := j_5 - j_1$, and $u_4 := j_3 - j_2$. Note that by the check consistency condition, all of u_1, u_2, u_3 , and u_4 are nonzero.

We then obtain (18) at the bottom of the page. This last system can be rewritten as

$$\begin{bmatrix} x & 0 & 0 & -y \\ x & 0 & -z & 0 \\ -z & z - y & 0 & z \\ -x & y - x & x & 0 \end{bmatrix} \begin{bmatrix} u_1 \\ u_2 \\ u_3 \\ u_4 \end{bmatrix} \equiv \begin{bmatrix} 0 \\ 0 \\ 0 \\ 0 \end{bmatrix} \pmod{p}. \quad (19)$$

Therefore, the determinant of the matrix multiplying the (nonzero) vector $[u_1 \ u_2 \ u_3 \ u_4]^T$ in (19) is itself zero, which simplifies to

$$xy(z - x)(z - y) - z^2(x - y)^2 \equiv 0 \pmod{p}. \quad (20)$$

Since $x, y, z \in \{1, 2, 3\}$ and distinct, we consider all $3! = 6$ assignments for (x, y, z) , and for each we evaluate the left-hand side expression in (20). Note that for distinct $x, y, z \in \{1, 2, 3\}$, this expression is at most 19 in absolute value, and therefore the constraint in (20) does not have a solution for $p > 19$ for distinct $x, y, z \in \{1, 2, 3\}$. (Solutions exist for $p = 5, 11$, and 19, which can be verified by direct numerical substitution).

$$\begin{aligned} xu_1 &\equiv zu_3 \pmod{p} && \text{(from (17a))} \\ xu_1 &\equiv yu_4 \pmod{p} && \text{(from (17a))} \\ yu_2 &\equiv z(u_2 - u_1 + u_4) \pmod{p} && \text{(from (17b))} \\ x(u_2 - u_3) &\equiv yu_2 - xu_1 \pmod{p} \\ &\text{(from } k_3 - k_4 = (k_1 - k_4) - (k_1 - k_3)) \\ &\text{and by substituting from (17c), (17b), and (17a), respectively).} \end{aligned} \quad (18)$$

For $(i_1, i_2, i_3, i_4, i_5, i_6, i_7, i_8) = (0, x, y, z, z, z, y, 0)$ we likewise establish the constraints as in (16) and (17). We again let $u_1 := j_3 - j_1$, $u_2 := j_4 - j_1$, $u_3 := j_5 - j_1$, and $u_4 := j_3 - j_2$, and obtain

$$\begin{bmatrix} 0 & y & -z & 0 \\ x & y-x & 0 & -x \\ x & 0 & 0 & -z \\ y-x & y & -y & 0 \end{bmatrix} \begin{bmatrix} u_1 \\ u_2 \\ u_3 \\ u_4 \end{bmatrix} \equiv \begin{bmatrix} 0 \\ 0 \\ 0 \\ 0 \end{bmatrix} \pmod{p}. \quad (21)$$

Since the entries in $[u_1 \ u_2 \ u_3 \ u_4]^T$ are all nonzero, it follows that the determinant of the matrix in (21) is zero. Simplifying the expression for the determinant yields again the condition in (20). Therefore, for $p > 19$, (5, 4) absorbing sets do not exist. \square

We can now proceed with the analysis of (6, b) absorbing sets. Since the number of bit nodes with three satisfied and one unsatisfied check node is even, b is even. First, $b = 0$ is not possible since $d_{\min} \geq 8$ [31]. The following lemma addresses the case of $b = 2$.

Lemma 7: For $p > 19$, the factor graph family $G_{p,4}$ does not contain any (6, 2) absorbing sets.

Proof: We first claim that there is no check node of degree at least 3 with respect to the bit nodes in the absorbing set. Let us first suppose that there exists one such check node and that it has an even degree with respect to the bit nodes in the absorbing set. Since we are considering an absorbing set with six bit nodes, such a check node would have degree either 4 or 6 with respect to the bit nodes in the absorbing set. If this satisfied check is of degree 6, there would exist two bit nodes in the absorbing set which would share an additional satisfied check. This situation would imply the existence of a cycle of length 4, which is impossible by the girth condition [11].

Suppose now that this satisfied check has degree 4. Each bit node that participates in this check has at least two more neighboring satisfied checks, which it then necessarily must share with the remaining two bit nodes in the absorbing set that themselves do not participate in this degree-4 check by the girth condition [11]. If there exists a bit node that participates in this degree-4 check and has all checks satisfied, it then shares its remaining neighboring check with one of the bit nodes with which it already shares a check. This situation violates the girth constraint [11]. If all bit nodes in the absorbing set that participate in this degree-4 check have three satisfied and one unsatisfied check, three of them would have to participate in the same unsatisfied check to make the total number of unsatisfied checks be two. This again violates the girth condition [11].

Therefore, all satisfied checks with respect to the bit nodes in the absorbing set have degree 2. Suppose there exists a check node that is unsatisfied with respect to the bits in the absorbing set and that has degree bigger than 1. If such a check node has degree 5, there would necessarily exist two bit nodes in the absorbing set that share this degree-5 check and another satisfied check, which is impossible by the girth condition [11].

Suppose that there exist two degree-3 checks incident to the bit nodes in the absorbing set. First, these degree-3 checks do not have any neighboring bit nodes in common since we require that each bit node has at most one unsatisfied check. We can then group the bit nodes in the absorbing set into two disjoint groups, each of size 3, such that the bits in the same group share the same degree-3 check. Consider a bit node in, say, the first group. It shares its remaining three (satisfied) checks with each

one of the bit nodes in the second group. The same is true with the other two bit nodes in the first group, namely they too share their remaining three (satisfied) checks with the bit nodes in the second group, and these satisfied checks connect to two bit nodes in the absorbing set. Therefore, there exist two bit nodes in the first group and two bit nodes in the second group such that any two share a distinct check. This configuration is not possible by Lemma 5 for $p > 7$.

Suppose now that there exists one unsatisfied check of degree 3 with respect to the bit nodes in the absorbing set. The remaining unsatisfied check then has degree 1 with respect to the bit nodes in the absorbing set, and the neighboring bit nodes in the absorbing set of these two unsatisfied checks are different. There are two bit nodes in the absorbing set that have all checks satisfied. Partition the bit nodes in the absorbing set into three groups: the first group contains the three bit nodes that share a degree-3 unsatisfied check, the second group contains the one bit node that has one unsatisfied check, and the third group contains the two bit nodes that have all four checks satisfied. Each of the three bit nodes in the first group has one unsatisfied and three satisfied checks and thus it shares a satisfied check with each of the bit nodes in the second and third group since it cannot share a satisfied check with another bit node in the first group by the girth condition [11]. The bit node in the second group also has one unsatisfied and three satisfied checks, and the latter are shared then with the bit nodes in the first group. The two bit nodes in the third group have all four checks satisfied, the three of which they each share with each of the bit nodes in the first group. Since all three satisfied checks of the bit node in the second group are used up with the checks it shares with the bit nodes in the first group, the two bit nodes in the third group share a satisfied check with each other. Therefore, there exist two bit nodes in the first group and two bit nodes in the third group such that any two share a distinct check. This configuration is not possible by Lemma 5 for $p > 7$.

We conclude that no check incident to the bit nodes in the absorbing set has degree larger than 2, namely that all neighboring satisfied (respectively, unsatisfied) checks have degree 2 (respectively, 1). By requiring that each vertex corresponding to a bit node in the absorbing set has either three or four outgoing edges, and that there are no parallel edges, it follows that there are two possible configurations, as shown in Fig. 11, that relate bit nodes in the absorbing set (vertices) and their shared satisfied checks (edges).

Observe that the configuration in Fig. 11(b) contains a (4, 4) absorbing set which consists of (j_3, k_3) , (j_4, k_4) , (j_5, k_5) , and (j_6, k_6) . By Lemma 5, such configuration is not possible for $p > 7$. The analysis of the configuration in Fig. 11(a) is considerably more involved and its technical details are deferred to Appendix I-A, in which we derive a congruency constraint that cannot hold for prime $p > 19$ under all possible configuration labelings. With that result, the proof of Lemma 7 is complete. \square

Having eliminated smaller candidate absorbing sets, we now prove the following result.

Lemma 8: For all $p > 5$, the factor graph family $G_{p,4}$ has (6, 4) (fully) absorbing sets. These sets are completely characterized by the solutions given in Tables IV, V, VI, and VII.

Proof: We will first show that all satisfied checks neighboring bit nodes in one such absorbing set must have degree 2. Note that there cannot be a degree-6 check with respect to the

TABLE IV
SEVERAL SOLUTIONS FOR A (6, 4) FULLY ABSORBING SET EXPRESSED IN TERMS OF THREE INDEPENDENT PARAMETERS, q , s , AND t . CONFIGURATION IS SHOWN IN FIG. 12. PARAMETERS y , z , AND w DETERMINE EDGE LABELING, SEE TEXT FOR MORE DETAILS

y, z, w	j_1	j_2	j_3	j_4	j_5	j_6	k_1	k_2	k_3	k_4	k_5	k_6
3, 2, 1	q	$q + t$	$q + 2t/3$	$q - t$	$q + t/2$	$q - 5t/6$	s	$s - t$	s	$s + 3t$	$s - t$	$s + 3t$
3, 1, 2	q	$q + t$	$q + t/3$	$q + t/2$	$q + 2t$	$q + 11t/6$	s	$s - 2t$	s	$s - 3t/2$	$s - 2t$	$s - 3t/2$
2, 3, 1	q	$q + t$	$q + t/2$	$q + 2t$	$q + t/3$	$q + 11t/6$	s	$s - t$	s	$s - 4t$	$s - t$	$s - 4t$
2, 1, 3	q	$q + t$	$q - t/2$	$q + 2t$	$q + 3t$	$q + 7t/2$	s	$s - 3t$	s	$s - 4t$	$s - 3t$	$s - 8t$
1, 2, 3	q	$q + t$	$q - 2t$	$q - t$	$q + 3t/2$	$q - 5t/2$	s	$s - 3t$	s	$s + t$	$s - 3t$	$s + t$
1, 3, 2	q	$q + t$	$q - t$	$q + t/2$	$q + 2t/3$	$q - 5t/6$	s	$s - 2t$	s	$s - t/2$	$s - 2t$	$s - t/2$

TABLE V
SEVERAL SOLUTIONS FOR A (6, 4) FULLY ABSORBING SET EXPRESSED IN TERMS OF THREE INDEPENDENT PARAMETERS, q , s , AND t . CONFIGURATION IS SHOWN IN FIG. 12. PARAMETERS x , y , AND z DETERMINE EDGE LABELING, SEE TEXT FOR MORE DETAILS

x, y, z	j_1	j_2	j_3	j_4	j_5	j_6	k_1	k_2	k_3	k_4	k_5	k_6
3, 2, 1	q	$q + t$	$q - 2t$	$q - t$	$q + 3t/2$	$q - 5t/2$	s	s	$s + 6t$	$s + 2t$	$s - 3t/2$	$s + 13t/2$
3, 1, 2	q	$q + t$	$q - t/2$	$q + 2t$	$q + 3t$	$q + 7t/2$	s	s	$s + 3t/2$	$s - 2t$	$s - 6t$	$s - 13t/2$
2, 3, 1	q	$q + t$	$q + 3t$	$q - t/2$	$q + 2t$	$q + 7t/2$	s	s	$s - 6t$	$s + 3t/2$	$s - 2t$	$s - 13t/2$
2, 1, 3	q	$q + t$	$q - t$	$q + 3t/2$	$q - 2t$	$q - 5t/2$	s	s	$s + 2t$	$s - 3t/2$	$s + 6t$	$s + 13t/2$
1, 2, 3	q	$q + t$	$q + 2t$	$q + 3t$	$q - t/2$	$q + 7t/2$	s	s	$s - 2t$	$s - 6t$	$s + 3t/2$	$s - 13t/2$
1, 3, 2	q	$q + t$	$q + 3t/2$	$q - 2t$	$q - t$	$q - 5t/2$	s	s	$s - 3t/2$	$s + 6t$	$s + 2t$	$s + 13t/2$

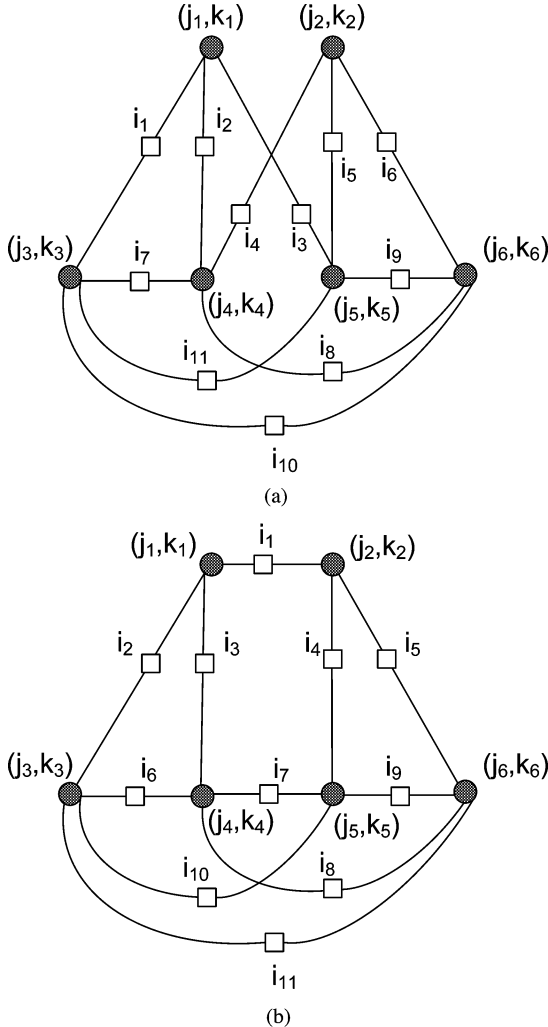


Fig. 11. Depiction of the candidate (6, 2) absorbing sets. (a) First candidate configuration. (b) Second candidate configuration.

bits in the absorbing set as then some of these bits would have to share another satisfied check which is not possible by the girth

condition [11]. Suppose that there exists a check node of degree 4 with respect to a (6, 4) absorbing set. Let t_1, t_2, t_3, t_4 be the bit nodes in the absorbing set participating in this degree-4 check node, and let t_5 and t_6 be the remaining two bit nodes in the absorbing set. By the girth condition there can be at most one degree-4 check incident to the bit nodes in the absorbing set. If at least one of t_1, t_2, t_3, t_4 had all check nodes satisfied, it would be necessary that such a bit node shares another distinct check node with some other bit node participating in the degree-4 check node, which is impossible by the girth constraint [11]. Thus, all of t_1, t_2, t_3, t_4 are each connected to three satisfied and one unsatisfied check nodes, and all unsatisfied checks are distinct. Then t_5 and t_6 are each connected to four satisfied check nodes each of degree 2 with respect to the bit nodes in the absorbing set. Since t_1 through t_4 have three satisfied neighboring checks (one of which is a degree-4 check by assumption), they each share a check with t_5 and with t_6 . Therefore, t_5 and t_6 do not share a check. Let i_j for $1 \leq j \leq 4$ be the labels of the four check nodes connecting t_j and t_5 . By the bit consistency condition at t_5 , they are all different. By the bit consistency condition at each of t_j for $1 \leq j \leq 4$, the label of their shared degree-4 check node must be different from all i_j for $1 \leq j \leq 4$, which is impossible as there are only four distinct labels available. Therefore, all satisfied check nodes neighboring bit nodes in the absorbing set have degree 2.

We first consider the case where there exists an unsatisfied check of degree 3 with respect to the bit nodes in the absorbing set (an unsatisfied check of degree larger than 3 is not possible by the girth condition). Consider a candidate (6, 4) absorbing set in which three bit nodes, call them t_1, t_2, t_3 connect to the same unsatisfied check, and the remaining three bit nodes, call them t_4, t_5, t_6 , each have a distinct unsatisfied check. Since there are no cycles of length 4, each of the t_1, t_2, t_3 shares a distinct satisfied check with each of t_4, t_5, t_6 . Appendix I-B contains the proof that in fact for prime p , where $p > 13$, such a configuration is not possible.

We now continue with the analysis of the candidate configurations in which each satisfied check has degree 2 with respect to the bit nodes in the absorbing set, and each unsatisfied check has degree 1 with respect to the bits in the absorbing set.

TABLE VI

A SOLUTION FOR A (6, 4) ABSORBING SET EXPRESSED IN TERMS OF THREE INDEPENDENT PARAMETERS, q , s , AND t . CONFIGURATION IS SHOWN IN FIG. 13. PARAMETERS x , y , AND w DETERMINE EDGE LABELING, SEE TEXT FOR MORE DETAILS

x, y, w	j_1	j_2	j_3	j_4	j_5	j_6	k_1	k_2	k_3	k_4	k_5	k_6
1, 3, 2	q	$q + 4t$	$q + 3t$	$q + t$	$q + t$	$q + 3t$	s	$s - 6t$	$s - 3t$	$s - 3t$	s	$s - 6t$

TABLE VII

A SOLUTION FOR A (6, 4) ABSORBING SET EXPRESSED IN TERMS OF THREE INDEPENDENT PARAMETERS, q , s , AND t . CONFIGURATION IS SHOWN IN FIG. 13. PARAMETERS y , z , AND w DETERMINE EDGE LABELING, SEE TEXT FOR MORE DETAILS

y, z, w	j_1	j_2	j_3	j_4	j_5	j_6	k_1	k_2	k_3	k_4	k_5	k_6
2, 1, 3	q	q	$q - t$	$q + t$	$q - t$	$q + t$	s	$s - 2t$	s	$s - 2t$	$s + t$	$s - 3t$

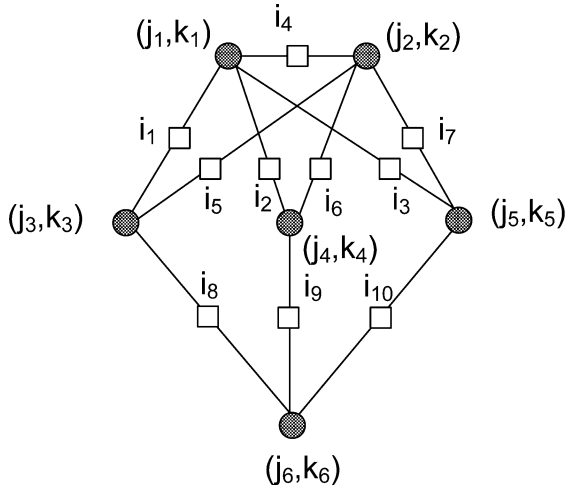


Fig. 12. Depiction of the first candidate (6, 4) absorbing set.

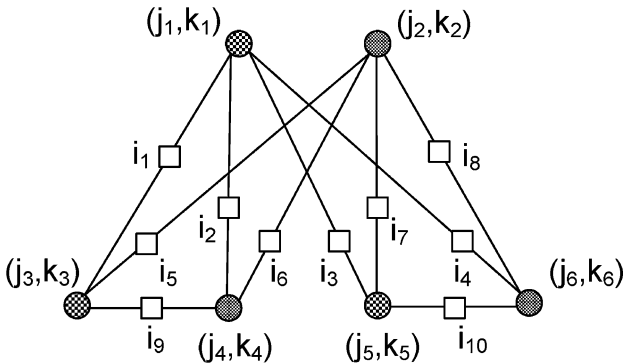


Fig. 13. Depiction of the second candidate (6, 4) absorbing set.

By separately considering the cases when the two bit nodes that have all neighboring checks satisfied also have a satisfied check in common, and the cases when they do not, one can show that there are three possible nonisomorphic configurations, as shown in Fig. 12, 13, and 14. By ensuring the bit consistency, it further follows that for each configuration there are eight distinct edge labelings (as we show below). Let us consider the configuration in Fig. 12 first. The other two configurations are analyzed subsequently.

(a) First candidate (6, 4) configuration— Fig. 12.

We first determine all possible edge labelings. For convenience, we assign $(i_1, i_2, i_3, i_4) := (x, y, z, w)$, where $x, y, z, w \in \{0, 1, 2, 3\}$ and distinct by the bit consistency condition at (j_1, k_1) . Then, by imposing the bit consistency

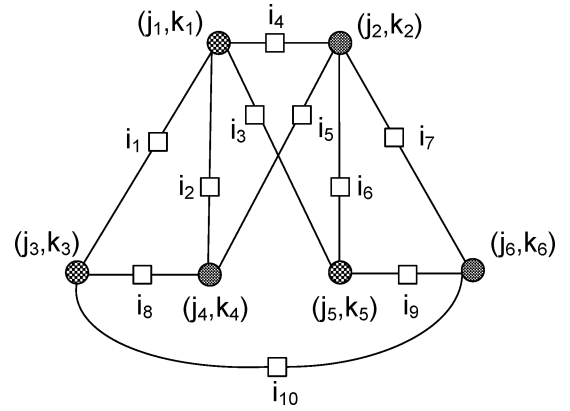


Fig. 14. Depiction of the third candidate (6, 4) absorbing set.

conditions at remaining vertices, the possible assignments for the remaining edge labels are as follows:

$$(i_5, i_6, i_7, i_8, i_9, i_{10}) \in \{(y, z, x, z, x, y), (z, x, y, y, z, x), (y, z, x, z, w, y), (y, z, x, w, x, y), (y, z, x, z, x, w), (z, x, y, y, z, w), (z, x, y, y, w, x), (z, x, y, w, z, x)\}. \quad (22)$$

We first observe that the assignments

$$(i_1, i_2, i_3, i_4, i_5, i_6, i_7, i_8, i_9, i_{10}) = (x, y, z, w, y, z, x, z, x, y)$$

and

$$(i_1, i_2, i_3, i_4, i_5, i_6, i_7, i_8, i_9, i_{10}) = (x, y, z, w, z, x, y, y, z, x)$$

are in fact symmetric (exchange y and z) and it is thus sufficient to analyze only one of them. Likewise, by appealing to symmetry and after appropriate renaming, the remaining six assignments also represent the same labeled configuration. In particular, the third and sixth assignments in (22) are symmetric, as are fourth and seventh, and as are fifth and eighth assignments. Fourth assignment follows from the third by exchanging the labels x and z , and the fifth assignment follows from the third by exchanging the labels x and y . It is thus sufficient to consider only $(i_1, i_2, i_3, i_4, i_5, i_6, i_7, i_8, i_9, i_{10}) = (x, y, z, w, y, z, x, z, x, y)$ or $(x, y, z, w, y, z, x, z, w, y)$.

I. Consider the labeling $(i_1, i_2, i_3, i_4, i_5, i_6, i_7, i_8, i_9, i_{10}) = (x, y, z, w, y, z, x, z, x, y)$.

By applying the pattern consistency for each edge and its end points in Fig. 12 we obtain

$$\begin{aligned}
k_1 + xj_1 &\equiv k_3 + xj_3 \pmod{p} \\
k_1 + yj_1 &\equiv k_4 + yj_4 \pmod{p} \\
k_1 + zj_1 &\equiv k_5 + zj_5 \pmod{p} \\
k_1 + wj_1 &\equiv k_2 + wj_2 \pmod{p} \\
k_2 + yj_2 &\equiv k_3 + yj_3 \pmod{p} \\
k_2 + zj_2 &\equiv k_4 + zj_4 \pmod{p} \\
k_2 + xj_2 &\equiv k_5 + xj_5 \pmod{p} \\
k_3 + zj_3 &\equiv k_6 + zj_6 \pmod{p} \\
k_4 + xj_4 &\equiv k_6 + xj_6 \pmod{p} \\
k_5 + yj_5 &\equiv k_6 + yj_6 \pmod{p}.
\end{aligned} \tag{23}$$

Using the cycle consistency conditions for each of five cycles that span the cycle space of the graph in Fig. 12 we also write

$$\begin{aligned}
w(j_2 - j_1) + y(j_3 - j_2) + x(j_1 - j_3) &\equiv 0 \pmod{p} \\
w(j_2 - j_1) + z(j_4 - j_2) + y(j_1 - j_4) &\equiv 0 \pmod{p} \\
w(j_2 - j_1) + x(j_5 - j_2) + z(j_1 - j_5) &\equiv 0 \pmod{p} \\
y(j_4 - j_1) + x(j_6 - j_4) + z(j_3 - j_6) + x(j_1 - j_3) &\equiv 0 \pmod{p} \\
x(j_5 - j_2) + y(j_6 - j_5) + x(j_4 - j_6) + z(j_2 - j_4) &\equiv 0 \pmod{p}.
\end{aligned} \tag{24}$$

We will use the relationships in (24) to express j_3 through j_6 in terms of j_1 and $(j_2 - j_1)$, and then in turn use (23) to express k_2 through k_6 in terms of k_1 , j_1 , and $(j_2 - j_1)$.

By symmetry of the configuration (see Fig. 12), for the current labeling it is sufficient to consider $x = 0$ and $w = 0$. Specifically, letting $y = 0$ or $z = 0$ reduces to the $x = 0$ case.

We let $a := j_2 - j_1$, $b := j_3 - j_1$, $c := j_4 - j_1$, $d := j_5 - j_1$, and $e := j_6 - j_1$. Note that in particular by the check consistency constraint, $a \neq 0$.

1. Case $x = 0$:

The system in (24) reduces to

$$\begin{aligned}
a(w - y) + by &\equiv 0 \pmod{p} \\
a(z - w) + c(y - z) &\equiv 0 \pmod{p} \\
aw - dz &\equiv 0 \pmod{p} \\
bz + yc - ze &\equiv 0 \pmod{p} \\
az - cz - dy + ey &\equiv 0 \pmod{p}.
\end{aligned} \tag{25}$$

Using (25) we express b , c , d , and e in terms of a . In particular, it can be shown that the last constraint in (25) is redundant as it follows from the previous four.

Therefore, for $q := j_1$ and $t := j_2 - j_1$, all of the remaining values of j_3, j_4, j_5, j_6 follow for each of the $3! = 6$ choices of (y, z, w) .

From (23), we have that $k_1 = k_3$, $k_2 = k_5$, $k_4 = k_6$, as well as $k_4 \equiv k_1 - y(j_4 - j_1) \pmod{p}$ and $k_5 \equiv k_1 - z(j_5 - j_1) \pmod{p}$. We can thus express k_2 through k_6 in terms of $s := k_1$, q , and t . The results for all choices of (y, z, w) are summarized in Table IV, where the indices are taken mod p .

Furthermore, under the current configuration, the bit nodes in one such $(6, 4)$ absorbing set that have three satisfied and one unsatisfied checks, all have unsatisfied checks in the row group labeled w . By the bit consistency condition, no bit node can connect to more than one such check. Therefore, this configuration is in fact a $(6, 4)$ fully absorbing set. In particular, the solution set in row 1 holds for all $p > 5$ and t a multiple of 6.

We complete the analysis of this label assignment by considering $w = 0$.

2. Case $w = 0$:

In this case, the system in (24) reduces to

$$\begin{aligned}
ay + b(x - y) &\equiv 0 \pmod{p}, \\
az + c(y - z) &\equiv 0 \pmod{p}, \\
ax + d(z - x) &\equiv 0 \pmod{p}, \\
b(z - x) + c(y - x) + e(x - z) &\equiv 0 \pmod{p}, \\
a(z - x) + c(x - z) + d(x - y) + e(y - x) &\equiv 0 \pmod{p}.
\end{aligned} \tag{26}$$

Note that the last relation follows from the previous four. We again express b , c , d , and e in terms of a , so that by setting $j_1 := q$ and $a := t$, all of j_2 through j_6 follow as a function of q and t . Then, by letting $k_1 := s$, the remaining k_2 through k_6 follow from q , t , and s from (24). The solution set for various numerical assignments of (x, y, z) is given in Table V, where the indices are taken mod p .

As in the $x = 0$ case, the unsatisfied checks all belong in the row group labeled w . By the bit consistency condition, no bit node can connect to more than one such check. Therefore, this configuration is also in fact a $(6, 4)$ fully absorbing set. In particular, the solution set in row 1 of Table V holds for all $p > 5$ and t even.

We now consider the remaining labeled configuration of Fig. 12.

II. Consider the labeling $(i_1, i_2, i_3, i_4, i_5, i_6, i_7, i_8, i_9, i_{10}) = (x, y, z, w, y, z, x, z, w, y)$.

We again let $a := j_2 - j_1$, $b := j_3 - j_1$, $c := j_4 - j_1$, $d := j_5 - j_1$, and $e := j_6 - j_1$. Note that in particular by the check consistency constraint, $a \neq 0$.

Based on the cycle consistency condition for the five cycles in Fig. 12 we establish

$$\begin{aligned}
a(w - y) + b(y - x) &\equiv 0 \pmod{p} \\
a(w - z) + c(z - y) &\equiv 0 \pmod{p} \\
a(w - x) + d(x - z) &\equiv 0 \pmod{p}, \\
c(y - w) + b(z - x) + e(w - z) &\equiv 0 \pmod{p} \\
d(x - y) + a(z - x) + c(w - z) + e(y - w) &\equiv 0 \pmod{p}.
\end{aligned} \tag{27}$$

By expressing b , c , and d in terms of a , from this system we obtain

$$\begin{aligned}
a \left(\frac{(y - w)(w - z)}{y - z} + \frac{(z - x)(w - y)}{x - y} \right) \\
+ e(w - z) \equiv 0 \pmod{p}
\end{aligned} \tag{28}$$

and

$$\begin{aligned}
a \left(\frac{(x - y)(w - x)}{z - x} + (z - x) + \frac{(w - z)^2}{y - z} \right) \\
+ e(y - w) \equiv 0 \pmod{p}
\end{aligned} \tag{29}$$

where $\{x, y, z, w\} = \{0, 1, 2, 3\}$ and are distinct. For all $4! = 24$ distinct ways of assigning numerical values to x, y, z , and w , the system (28)–(29) produces the unique solution $a = 0$, $e = 0$, provided that $p > 3$. Since $a \neq 0$ by the edge consistency condition, we conclude that this configuration is not possible.

We now analyze possible solutions for the next candidate (6, 4) configuration, for which we show that there exist (6, 4) absorbing sets which are not fully absorbing sets.

(b) Second candidate (6, 4) configuration— Fig. 13.

We first determine all possible edge labelings. For convenience, let $(i_1, i_2, i_3, i_4) := (x, y, z, w)$, where $x, y, z, w \in \{0, 1, 2, 3\}$ and are distinct by the bit consistency condition at (j_1, k_1) . Then, by imposing the bit consistency conditions at remaining vertices, the assignments for the remaining edge labels are given by the following set:

$$(i_5, i_6, i_7, i_8, i_9, i_{10}) \in \{(y, x, w, z, z, x), (w, x, y, z, z, x), \\ (y, x, w, z, z, y), (y, w, x, z, z, y), \\ (y, x, w, z, w, x), (z, x, w, y, w, x), \\ (y, z, w, x, w, y), (y, x, w, z, w, y)\}. \quad (30)$$

Out of these eight possible labeled configurations by appealing to symmetry and label renaming it is sufficient to consider only two of these as we now show. Note that the eighth labeling is the same as the first labeling after we exchange (j_3, k_3) and (j_4, k_4) , (j_5, k_5) and (j_6, k_6) , and labels y with x and w with z . Likewise, the second labeling is the same as the seventh labeling after we exchange (j_3, k_3) and (j_4, k_4) , (j_5, k_5) and (j_6, k_6) , and labels y with x and w with z . The sixth labeling is the same as the fourth labeling after we exchange labels z with x , y with w , and nodes (j_1, k_1) with (j_2, k_2) , (j_3, k_3) with (j_4, k_4) , and (j_5, k_5) with (j_6, k_6) , and take the mirror image of the resulting configuration. The fifth labeling is the same as the third after we exchange labels z with x and y with w and take the mirror image of the whole configuration. The fourth (respectively, first) labeling is the same as the second (respectively, third) after we exchange (j_3, k_3) and (j_4, k_4) and labels x and y .

It is thus sufficient to consider only two different labelings, namely

$$(i_1, i_2, i_3, i_4, i_5, i_6, i_7, i_8, i_9, i_{10}) = (x, y, z, w, y, x, w, z, z, y) \quad (\text{third labeling}) \quad \text{and}$$

$$(i_1, i_2, i_3, i_4, i_5, i_6, i_7, i_8, i_9, i_{10}) = (x, y, z, w, y, z, w, x, w, y) \quad (\text{seventh labeling}).$$

The analysis utilizes the same tools as the ones developed for the previous candidate configuration, and its technical details are deferred to Appendix I-C. The outcome of the analysis gives the solution sets listed in Tables VI and VII, again the entries are taken mod p , which are absorbing but not fully absorbing sets, as further argued in Appendix I-C.

Finally, we consider the third and final unlabeled candidate (6, 4) absorbing set, for which we show that in fact does not yield (6, 4) absorbing sets for the prime p large enough.

(c) Third candidate (6, 4) configuration— Fig. 14.

We first determine all possible edge labelings. As before, we let $(i_1, i_2, i_3, i_4) := (x, y, z, w)$, where $x, y, z, w \in \{0, 1, 2, 3\}$ and distinct by the bit consistency condition at (j_1, k_1) . Then, by propagating bit consistency conditions for remaining vertices, the assignments for the remaining edge labels are given by the following set:

$$(i_5, i_6, i_7, i_8, i_9, i_{10}) \in \{(x, y, z, z, x, y), (x, y, z, z, x, w), \\ (x, y, z, z, w, y), (x, y, z, w, x, y), \\ (x, y, z, w, w, y), (z, x, y, w, w, z), \\ (z, y, x, w, w, y), (z, y, x, w, w, z)\}. \quad (31)$$

By exploiting the symmetry, one can show that after renaming the labeling

$$(i_1, i_2, i_3, i_4, i_5, i_6, i_7, i_8, i_9, i_{10}) = (x, y, z, w, x, y, z, z, w, y) \quad \text{and}$$

$$(i_1, i_2, i_3, i_4, i_5, i_6, i_7, i_8, i_9, i_{10}) = (x, y, z, w, x, y, z, w, x, y)$$

reduce to the same case (by exchanging z and x). We are thus left with analyzing the remaining seven cases. As before, we let $a := j_2 - j_1$, $b := j_3 - j_1$, $c := j_4 - j_1$, $d := j_5 - j_1$, and $e := j_6 - j_1$. Note that in particular by the check consistency constraint, $a \neq 0$.

Consider the labeling $(i_1, i_2, i_3, i_4, i_5, i_6, i_7, i_8, i_9, i_{10}) = (x, y, z, w, x, y, z, z, x, y)$. We apply the cycle consistency conditions to five cycles spanning the cycle space of the graph in Fig. 14 and obtain

$$\begin{aligned} xb + z(c - b) - yc &\equiv 0 \pmod{p} \\ yc + x(a - c) - wa &\equiv 0 \pmod{p} \\ -wa + zd + y(a - d) &\equiv 0 \pmod{p} \\ y(d - a) + x(e - d) + z(a - e) &\equiv 0 \pmod{p} \\ xb + y(e - b) + x(d - e) - zd &\equiv 0 \pmod{p}. \end{aligned} \quad (32)$$

By expressing b , c , and d in terms of a , and substituting in the bottom two constraints of (32) we obtain

$$\begin{aligned} a \left(z - y + \frac{(y - w)(y - x)}{y - z} \right) \\ + e(x - z) &\equiv 0 \pmod{p} \end{aligned} \quad (33)$$

and

$$\begin{aligned} a \left(\frac{(y - z)(x - w)}{x - z} + \frac{(y - w)(x - z)}{y - z} \right) \\ + e(y - x) &\equiv 0 \pmod{p} \end{aligned} \quad (34)$$

where $\{x, y, z, w\} = \{0, 1, 2, 3\}$ and are distinct. For all $4! = 24$ distinct ways of assigning numerical values to x, y, z , and w , the system (33)–(34) produces the unique solution $a = 0$, $e = 0$, provided that $p > 3$. Since $a \neq 0$ by the check consistency condition, we conclude that this configuration is not possible.

One can likewise establish the constraints of the (32) type for the remaining six cases, from which the two equations (as in (33) and (34)) relating a and e will follow. In all five cases, the unique solution for p large enough is $(a, e) = (0, 0)$. In particular, $p > 13$ is sufficient for all cases considered.

Having exhaustively considered all possible configurations of a (6, 4) absorbing sets, the proof of the lemma is complete. \square

Using these results the proof of Theorem 1(c) now follows. We complete our analysis of $\gamma = 4$ by proving the claim in Theorem 2: The number of (6, 4) (fully) absorbing sets scales as $\Theta(n^{3/2})$, where n is the codeword length.

Proof: Recall that for the configuration in Fig. 12 we identified two sets of labelings given in Tables IV and V that determine (6, 4) fully absorbing sets. For each such assignment there are three parameters that determine all of j 's and k 's, and each parameter is chosen independently in at most p ways (to ensure the all j 's and k 's have integer values), yielding an upper bound which grows as $\Theta(p^3)$. A lower bound on the cardinality of the (6, 4) fully absorbing sets is given by one solution set in

Table IV, which also grows as $\Theta(p^3)$. Note that the number of solutions of absorbing sets in Tables VI and Table VII grows as $\Theta(p^3)$ as well. ³ Since $n = p^2$, the result follows. \square

We have thus proven Theorem 2 for $\gamma = 4$.

IV. CONCLUSION

Absorbing sets are a substructure of the factor graphs defining LDPC codes that cause error floors in iterative decoding. The main contribution of this paper was to develop algebraic techniques for analyzing and enumerating minimal fully absorbing sets for the class of array-based LDPC codes. Starting with the motivating experimental results that suggest the importance of understanding relevant absorbing sets in the error-floor region, we provided an explicit description of minimal (fully) absorbing sets and showed the nonexistence of certain candidate configurations. We also enumerated minimal (fully) absorbing sets and showed how their number scales with the codeword length, thus providing a theoretical foundation for the starting experimental findings. Finally, while the focus of this work has been on a detailed study of (fully) absorbing sets for a class of structured LDPC codes, it would be worthwhile to investigate the asymptotic average distributions of absorbing sets for various LDPC ensembles. Part of future work involves suitably applying the techniques developed in [19] to study such configurations.

APPENDIX I

A. Nonexistence of (6, 2) Absorbing Sets

By ensuring the bit consistency, it follows that the configuration in Fig. 11(a) has two distinct edge labelings. In particular, by the bit consistency at (j_3, k_3) we may let $x := i_1$, $y := i_7$, $z := i_{11}$, and $w := i_{10}$, where $x, y, z, w \in \{0, 1, 2, 3\}$ and distinct. By propagating the labels while making sure that the bit consistency constraints are satisfied we conclude that either

- $x = i_1 = i_5 = i_8$, $y = i_7 = i_9$, $z = i_2 = i_6 = i_{11}$,
 $w = i_3 = i_4 = i_{10}$ or
- $x = i_1 = i_4 = i_9$, $y = i_3 = i_6 = i_7$, $z = i_8 = i_{11}$,
 $w = i_2 = i_5 = i_{10}$

where throughout x, y, z, w are distinct and belong to the set $\{0, 1, 2, 3\}$.

I. Consider the labeling

$$\begin{aligned} & (i_1, i_2, i_3, i_4, i_5, i_6, i_7, i_8, i_9, i_{10}, i_{11}) \\ & = (x, z, w, w, x, z, y, x, y, w, z). \end{aligned}$$

Using the pattern consistency constraint (see Lemma 1(b)) for each edge in Fig. 11 for the current labeling we obtain

$$k_1 + xj_1 \equiv k_3 + xj_3 \pmod{p} \quad (35a)$$

$$k_1 + zj_1 \equiv k_4 + zj_4 \pmod{p} \quad (35b)$$

$$k_1 + wj_1 \equiv k_5 + wj_5 \pmod{p} \quad (35c)$$

$$k_2 + wj_2 \equiv k_4 + wj_4 \pmod{p} \quad (35d)$$

$$k_2 + xj_2 \equiv k_5 + xj_5 \pmod{p} \quad (35e)$$

$$k_2 + zj_2 \equiv k_6 + zj_6 \pmod{p} \quad (35f)$$

$$k_3 + yj_3 \equiv k_4 + yj_4 \pmod{p} \quad (35g)$$

$$k_4 + xj_4 \equiv k_6 + xj_6 \pmod{p} \quad (35h)$$

$$k_5 + yj_5 \equiv k_6 + yj_6 \pmod{p} \quad (35i)$$

$$k_3 + wj_3 \equiv k_6 + wj_6 \pmod{p} \quad (35j)$$

$$k_3 + zj_3 \equiv k_5 + zj_5 \pmod{p}. \quad (35k)$$

We now separately consider $x = 0, y = 0, z = 0$, and $w = 0$.
1. For $x = 0$, the set of constraints (35a)–(35k) reduces to

$$\begin{aligned} k_1 - k_3 &\equiv 0 \pmod{p} && \text{(from (35 a))} \\ k_2 - k_5 &\equiv 0 \pmod{p} && \text{(from (35 e))} \\ k_4 - k_6 &\equiv 0 \pmod{p} && \text{(from (35 h))} \\ k_1 - k_4 &\equiv z(j_4 - j_1) \equiv y(j_4 - j_3) \\ &\equiv w(j_6 - j_3) \pmod{p} \\ &\text{(from (35b); (35a) and (35g); and} \\ &\text{(35h), (35a), and (35j), respectively)} \\ k_2 - k_4 &\equiv w(j_4 - j_2) \equiv z(j_6 - j_2) \\ &\equiv y(j_6 - j_5) \pmod{p} \\ &\text{(from (35d); (35h) and (35f); and} \\ &\text{(35e), (35h), and (35i), respectively)} \\ k_1 - k_2 &\equiv w(j_5 - j_1) \equiv z(j_5 - j_3) \pmod{p} \\ &\text{(from (35 c), (35e), and (35a); and} \\ &\text{(35e) and (35k), respectively.)} \end{aligned} \quad (36)$$

Since $j_1 \neq j_4, j_2 \neq j_4$, and $j_1 \neq j_5$ by the check consistency conditions, we have that $k_1 \neq k_4, k_2 \neq k_4$, and $k_1 \neq k_2$.

Since $\{y, z, w\} = \{1, 2, 3\}$ and $p > 19$ is prime, we may let

$$\begin{aligned} k_1 - k_4 &\equiv ywzt \pmod{p} \\ k_2 - k_4 &\equiv ywzu \pmod{p} \text{ and} \\ k_1 - k_2 &\equiv wzs \pmod{p} \end{aligned} \quad (37)$$

for some integers t, s , and u which are themselves nonzero. From $k_1 - k_2 = (k_1 - k_4) - (k_2 - k_4)$, $j_5 - j_3 = -(j_6 - j_5) + (j_6 - j_3)$, and $j_5 - j_1 = -(j_6 - j_5) + (j_6 - j_2) - (j_4 - j_2) + (j_4 - j_1)$, respectively, it follows that

$$\begin{aligned} wzs &\equiv yzwt - ywzu \pmod{p} \\ ws &\equiv -wzu + yzt \pmod{p} \text{ and} \\ zs &\equiv -wzu + ywu - yzu + ywt \pmod{p}. \end{aligned} \quad (38)$$

From (38), by equating the expressions for ws and zs , it follows that

$$\begin{aligned} wu(y - z) &\equiv yt(w - z) \pmod{p} \text{ and} \\ wu(y - z) &\equiv yt(z - w) \pmod{p}. \end{aligned} \quad (39)$$

The last set of constraints implies $w \equiv z \pmod{p}$, which is a contradiction.

2. For $y = 0$ the set of constraints (35a)–(35k) reduces to

$$\begin{aligned} k_3 - k_4 &\equiv 0 \pmod{p} \\ k_5 - k_6 &\equiv 0 \pmod{p} \\ k_1 - k_3 &\equiv x(j_3 - j_1) \equiv z(j_4 - j_1) \pmod{p} \\ k_2 - k_5 &\equiv x(j_5 - j_2) \equiv z(j_6 - j_2) \pmod{p} \\ k_3 - k_5 &\equiv x(j_6 - j_4) \equiv w(j_6 - j_3) \\ &\equiv z(j_5 - j_3) \pmod{p} \\ k_1 - k_5 &\equiv w(j_5 - j_1) \pmod{p}. \end{aligned} \quad (40)$$

³For $p = 37$, Remarks 1 and 2 in Appendix I-C also show that the number of additional solution sets also scales as 37^3 .

Note that $j_1 \neq j_3, j_2 \neq j_5, j_4 \neq j_6$, and $j_1 \neq j_5$ by the check consistency conditions, so that $k_1 \neq k_3, k_2 \neq k_5, k_3 \neq k_5$, and $k_1 \neq k_5$. Since $\{x, z, w\} = \{1, 2, 3\}$, we may let

$$\begin{aligned} k_1 - k_3 &\equiv xzs \pmod{p} \\ k_1 - k_5 &\equiv wv \pmod{p} \\ k_2 - k_5 &\equiv xzu \pmod{p} \text{ and} \\ k_3 - k_5 &\equiv xwzt \pmod{p} \end{aligned} \quad (41)$$

for some integers s, u, v , and t , which are themselves nonzero. The identities $k_1 - k_3 = (k_1 - k_5) - (k_3 - k_5)$, $j_5 - j_1 = (j_5 - j_3) + (j_3 - j_1)$, and $j_4 - j_1 = -(j_6 - j_4) + (j_6 - j_3) + (j_3 - j_1)$, respectively, yield the following constraints:

$$\begin{aligned} xzs &\equiv wv - xwzt \pmod{p} \\ v &\equiv xwt + zs \pmod{p} \text{ and} \\ xs &\equiv -wzt + xzt + zs \pmod{p}. \end{aligned} \quad (42)$$

Eliminating v from the top two constraints in (42) implies $zs(x - w) \equiv xwt(w - z) \pmod{p}$, which combined with the bottom constraint in (42) yields

$$z^2(x - w)^2 \equiv xw(w - z)(x - z) \pmod{p}. \quad (43)$$

Since $\{x, y, w\} = \{1, 2, 3\}$, this cannot hold for $p > 19$.

3. For $z = 0$ we obtain

$$\begin{aligned} k_1 - k_4 &\equiv 0 \pmod{p} \\ k_2 - k_6 &\equiv 0 \pmod{p} \\ k_3 - k_5 &\equiv 0 \pmod{p} \\ k_1 - k_3 &\equiv x(j_3 - j_1) \equiv w(j_5 - j_1)y(j_3 - j_4) \pmod{p} \\ k_2 - k_3 &\equiv x(j_5 - j_2) \equiv y(j_5 - j_6) \equiv w(j_3 - j_6) \pmod{p} \\ k_1 - k_2 &\equiv w(j_2 - j_4) \equiv x(j_6 - j_4) \pmod{p}. \end{aligned} \quad (44)$$

As before, some algebra yields $x \equiv w \pmod{p}$, a contradiction.

4. For $w = 0$ we obtain

$$\begin{aligned} k_1 - k_5 &\equiv 0 \pmod{p} \\ k_2 - k_4 &\equiv 0 \pmod{p} \\ k_3 - k_6 &\equiv 0 \pmod{p} \\ k_1 - k_3 &\equiv x(j_3 - j_1) \equiv y(j_6 - j_5) \equiv z(j_3 - j_5) \pmod{p} \\ k_2 - k_3 &\equiv z(j_6 - j_2) \equiv y(j_3 - j_4) \equiv x(j_6 - j_4) \pmod{p} \\ k_1 - k_2 &\equiv z(j_4 - j_1) \equiv x(j_2 - j_5) \pmod{p}. \end{aligned} \quad (45)$$

After some algebra, we obtain the following condition:

$$xz(z - y)(x - y) \equiv -y^2(x - z)^2 \pmod{p} \quad (46)$$

which, because $\{x, y, z\} = \{1, 2, 3\}$, has no solution for $p > 19$.

II. For the labeling $(i_1, i_2, i_3, i_4, i_5, i_6, i_7, i_8, i_9, i_{10}, i_{11}) = (x, w, y, x, w, y, y, z, x, w, z)$ we separately consider $x = 0$, $y = 0$, $z = 0$, and $w = 0$, and proceed along the lines of the previous case. For $x = 0$, respectively, $y = 0$, it follows after some algebra that $y \equiv w \pmod{p}$, respectively, $x \equiv w \pmod{p}$, a contradiction in each case. For $z = 0$, respectively, $w = 0$, it follows similarly that $xw(w - y)(x - y) \equiv y^2(x - w)^2 \pmod{p}$, respectively, $xy(y - z)(x - z) \equiv -z^2(x - y)^2 \pmod{p}$, neither of which can hold for $p > 19$.

This completes the proof of Lemma 7. \square

B. Nonexistence of $(6, 4)$ Absorbing Sets With an Unsatisfied Check of Degree 3

Recall that we are considering the case where there exists an unsatisfied check of degree 3 with respect to the bit nodes in a candidate $(6, 4)$ absorbing set. In this absorbing set, bit nodes t_1, t_2, t_3 connect to the same unsatisfied check, and the remaining three bit nodes, t_4, t_5, t_6 , each have a distinct unsatisfied check. Since there are no cycles of length 4, each of t_1, t_2, t_3 shares a distinct satisfied check with each of t_4, t_5, t_6 .

Let the check incident to t_1, t_2 , and t_3 have label x , where $x \in \{0, 1, 2, 3\}$. Using the bit consistency condition, we let y be the label of the satisfied check incident to t_1 and t_4 , z be the label of the satisfied check incident to t_1 and t_5 , and w be the label of the satisfied check incident to t_1 and t_6 , where $y, z, w \in \{0, 1, 2, 3\}$ are distinct and are different from x .

By propagating the remaining edge labels while ensuring that the bit consistency is satisfied, we obtain that the labels of the checks connecting t_2 with t_4, t_5 and t_6 , respectively, are z, w , and y and the labels of the checks connecting t_3 with t_4, t_5 , and t_6 , respectively, are w, y , and z .

Let (j_l, k_l) for $1 \leq l \leq 6$ be the labels of the bit nodes t_l . Using the pattern consistency (see Lemma 1(b)) we write one equation for each pair of the bit nodes in the absorbing set that share a satisfied check as follows:

$$\begin{aligned} k_1 + yj_1 &\equiv k_4 + yj_4 \pmod{p} \\ k_1 + zj_1 &\equiv k_5 + zj_5 \pmod{p} \\ k_1 + wj_1 &\equiv k_6 + wj_6 \pmod{p} \\ k_2 + zj_2 &\equiv k_4 + zj_4 \pmod{p} \\ k_2 + wj_2 &\equiv k_5 + wj_5 \pmod{p} \\ k_2 + yj_2 &\equiv k_6 + yj_6 \pmod{p} \\ k_3 + wj_3 &\equiv k_4 + wj_4 \pmod{p} \\ k_3 + yj_3 &\equiv k_5 + yj_5 \pmod{p} \\ k_3 + zj_3 &\equiv k_6 + zj_6 \pmod{p}. \end{aligned} \quad (47)$$

In addition, we may also write

$$k_1 + xj_1 \equiv k_2 + xj_2 \equiv k_3 + xj_3 \pmod{p}, \quad (48)$$

since the bit nodes (j_1, k_1) , (j_2, k_2) , and (j_3, k_3) , all participate in the same (unsatisfied) check with label x .

Since $x, y, z, w \in \{0, 1, 2, 3\}$ and are distinct we now consider different numerical assignments of these labels. In particular, it is sufficient to consider $x = 0$ and $y = 0$, since by the symmetry of the configuration both $z = 0$ and $w = 0$ reduce to the $y = 0$ case.

1. Case $x = 0$:

Equation (48) reduces to $k_1 = k_2 = k_3$ which combined with (47) gives

$$\begin{aligned} k_1 - k_4 &\equiv y(j_4 - j_1) \equiv z(j_4 - j_2) \equiv w(j_4 - j_3) \pmod{p} \\ k_1 - k_5 &\equiv z(j_5 - j_1) \equiv w(j_5 - j_2) \equiv y(j_5 - j_3) \pmod{p} \\ k_1 - k_6 &\equiv w(j_6 - j_1) \equiv y(j_6 - j_2) \equiv z(j_6 - j_3) \pmod{p}. \end{aligned} \quad (49)$$

Since y, z, w do not have any nontrivial factors and by the check consistency conditions, we may let $yzwt \equiv k_1 - k_4 \pmod{p}$, $yzwv \equiv k_1 - k_5 \pmod{p}$, and $yzws \equiv k_1 - k_6 \pmod{p}$ for some nonzero integers t, v , and s . Using the identity $j_5 - j_4 = (j_5 - j_1) - (j_4 - j_1) =$

$(j_5 - j_2) - (j_4 - j_2) = (j_5 - j_3) - (j_4 - j_3)$ we obtain (using $(j_5 - j_1) \equiv ywv \pmod p$, $(j_4 - j_1) \equiv zwt \pmod p$, and so on)

$$ywv - zwt \equiv yzv - ywt \equiv zvw - yzt \pmod p. \quad (50)$$

The last expression implies

$$y^2(w - z)^2 \equiv wz(z - y)(y - w) \pmod p. \quad (51)$$

Likewise, expression (50) implies

$$z^2(y - w)^2 \equiv yw(z - y)(w - z) \pmod p \quad (52)$$

and

$$w^2(z - y)^2 \equiv zy(w - z)(y - w) \pmod p. \quad (53)$$

Since $\{y, z, w\} = \{1, 2, 3\}$, expressions (51), (52), and (53) hold only for prime $p = 13$.

2. Case $y = 0$:

In this case, (47) implies $k_1 = k_4$, $k_3 = k_5$, and $k_2 = k_6$. Combined with (48), we further obtain

$$\begin{aligned} k_1 - k_3 &\equiv z(j_5 - j_1) \equiv w(j_3 - j_4) \equiv x(j_3 - j_1) \pmod p \\ k_1 - k_2 &\equiv w(j_6 - j_1) \equiv z(j_2 - j_4) \equiv x(j_2 - j_1) \pmod p \\ k_2 - k_3 &\equiv w(j_5 - j_2) \equiv z(j_3 - j_6) \equiv x(j_3 - j_2) \pmod p. \end{aligned} \quad (54)$$

We let $xzwt \equiv k_1 - k_3 \pmod p$, $xzvw \equiv k_1 - k_2 \pmod p$, and $xzws \equiv k_2 - k_3 \pmod p$, for some nonzero integers t, v , and s . From $k_1 - k_3 = (k_1 - k_2) + (k_2 - k_3)$, we have

$$t \equiv v + s \pmod p. \quad (55)$$

Substituting t, v , and s in (54) and using the identities $j_6 - j_1 = -(j_3 - j_6) + (j_3 - j_1)$, $j_5 - j_1 = (j_5 - j_2) + (j_2 - j_1)$, and $j_3 - j_4 = (j_3 - j_2) + (j_2 - j_4)$, respectively, we obtain

$$zxv \equiv -wxv + zwt \pmod p \quad (56)$$

$$xwt \equiv xzs + zvw \pmod p \quad \text{and} \quad (57)$$

$$xzt \equiv zws + xvw \pmod p \quad (58)$$

respectively. From (55) and (56) by equating the expressions for zwt we obtain

$$zv(x - w) \equiv ws(z - x) \pmod p. \quad (59)$$

Likewise, from (55) and (57) by equating the expressions for xwt we obtain

$$wv(z - x) \equiv xs(w - z) \pmod p \quad (60)$$

and from (55) and (58) by equating the expressions for xzt we obtain

$$xv(z - w) \equiv zs(w - x) \pmod p. \quad (61)$$

From (59), (60), and (61), it follows that

$$\begin{aligned} w^2(z - x)^2 &\equiv xz(w - z)(x - w) \pmod p \\ -z^2(x - w)^2 &\equiv xw(z - x)(z - w) \pmod p \quad \text{and} \\ -x^2(w - z)^2 &\equiv wz(w - x)(z - x) \pmod p. \end{aligned} \quad (62)$$

Since the constraints in (62) also only hold for $p = 13$ we conclude that for prime $p, p > 13$ this candidate configuration does not exist.

C. Analysis of the Candidate (6, 4) Absorbing Sets Given in Fig. 13

Recall that it is sufficient to consider only two different labelings, namely

$$(i_1, i_2, i_3, i_4, i_5, i_6, i_7, i_8, i_9, i_{10}) = (x, y, z, w, y, x, w, z, z, y)$$

and

$$(i_1, i_2, i_3, i_4, i_5, i_6, i_7, i_8, i_9, i_{10}) = (x, y, z, w, y, z, w, x, w, y).$$

For the first case, by symmetry, it is sufficient to consider $x = 0$ and $z = 0$ as $w = 0$ and $y = 0$ reduce to the $x = 0$ and $z = 0$ case, respectively. Likewise, for the second case it is sufficient to consider $x = 0$ and $y = 0$, as $z = 0$ and $w = 0$ each reduce to the $x = 0$ and $y = 0$ cases, respectively.

I. Consider

$$(i_1, i_2, i_3, i_4, i_5, i_6, i_7, i_8, i_9, i_{10}) = (x, y, z, w, y, x, w, z, z, y).$$

We start with the $z = 0$ analysis.

1. Case $z = 0$:

From Fig. 13 and under the current edge label assignment using the pattern consistency constraints of Lemma 1(b) we write

$$\begin{aligned} k_1 &\equiv k_5 \pmod p \\ k_2 &\equiv k_6 \pmod p \\ k_3 &\equiv k_4 \pmod p, \\ k_1 + xj_1 &\equiv k_3 + xj_3 \pmod p \\ k_1 + yj_1 &\equiv k_4 + yj_4 \pmod p \\ k_1 + wj_1 &\equiv k_6 + wj_6 \pmod p \\ k_2 + yj_2 &\equiv k_3 + yj_3 \pmod p \\ k_2 + xj_2 &\equiv k_4 + xj_4 \pmod p, \\ k_2 + wj_2 &\equiv k_5 + wj_5 \pmod p \\ k_5 + yj_5 &\equiv k_6 + yj_6 \pmod p. \end{aligned} \quad (63)$$

Let $a := j_2 - j_1$, $b := j_3 - j_1$, $c := j_4 - j_1$, $d := j_5 - j_1$, and $e := j_6 - j_1$. Using the cycle constraint for four cycles spanning the cycle space of the configuration in Fig. 13 and under the current edge labeling we have

$$\begin{aligned} xb + y(-c) &\equiv 0 \pmod p \\ y(b - a) + x(a - c) &\equiv 0 \pmod p \\ y(e - d) + w(-e) &\equiv 0 \pmod p \quad \text{and} \\ w(d - a) + y(e - d) &\equiv 0 \pmod p. \end{aligned} \quad (64)$$

From the systems (63) and (64) we write

$$\begin{aligned} k_1 - k_2 &\equiv k_1 - k_6 \equiv w(j_6 - j_1) \equiv we \pmod{p} \\ k_1 - k_3 &\equiv k_1 - k_4 \equiv y(j_4 - j_1) \equiv yc \pmod{p} \text{ and} \\ k_2 - k_3 &\equiv y(j_3 - j_2) \equiv y(b - a) \pmod{p}. \end{aligned} \quad (65)$$

Using the identity $(k_1 - k_2) = (k_1 - k_3) - (k_2 - k_3)$, and (65) we obtain

$$we \equiv y(c - b + a) \pmod{p}. \quad (66)$$

There are six possible assignments for (x, y, w) , as permutations of the set $\{1, 2, 3\}$. In the remainder we will show that in fact only $(x, y, w) = (1, 3, 2)$ gives rise to absorbing sets. In all other cases, we will reach a contradiction.

From (64) we have

$$\begin{aligned} xb &\equiv yc \pmod{p} \text{ and} \\ yd &\equiv (y - w)e \pmod{p}. \end{aligned} \quad (67)$$

We also have

$$\begin{aligned} xa - (y + x)c &\equiv 0 \pmod{p} \text{ and} \\ (2y - w)e &\equiv ya \pmod{p} \end{aligned} \quad (68)$$

where the top expression in (68) follows from substituting top expression in (67) into the second expression of (64) and some algebra, and the bottom expression in (68) follows from substituting bottom expression in (67) into the fourth expression of (64).

For $(y, w, x) = (1, 2, 3)$, the bottom expression in (68) gives $a \equiv 0 \pmod{p}$, which then implies $c \equiv 0 \pmod{p}$, by the top expression in (68). Since $c = j_4 - j_1$, and (j_1, k_1) and (j_4, k_4) share a check, c must be nonzero, implying a contradiction.

For $(y, w, x) \in \{(1, 3, 2), (2, 1, 3), (2, 3, 1), (3, 1, 2)\}$ we express b, c, d, e in terms of a using (67) and (68) and obtain the following:

- for $(y, w, x) = (1, 3, 2)$: $b \equiv a/3 \pmod{p}, c \equiv 2a/3 \pmod{p}, d \equiv 2a \pmod{p}, e \equiv -a \pmod{p}$;
- for $(y, w, x) = (2, 1, 3)$: $b \equiv 2a/5 \pmod{p}, c \equiv 3a/5 \pmod{p}, d \equiv a/3 \pmod{p}, e \equiv 2a/3 \pmod{p}$;
- for $(y, w, x) = (2, 3, 1)$: $b \equiv 2a/3 \pmod{p}, c \equiv a/3 \pmod{p}, d \equiv -a \pmod{p}, e \equiv 2a \pmod{p}$; and
- for $(y, w, x) = (3, 1, 2)$: $b \equiv 3a/5 \pmod{p}, c \equiv 2a/5 \pmod{p}, d \equiv 2a/5 \pmod{p}, e \equiv 3a/5 \pmod{p}$.

In all four cases, when b, c , and e are substituted in (66) it follows that $a \equiv 0 \pmod{p}$ (we get $-3a \equiv 4a/3 \pmod{p}, 2a/3 \equiv 12a/5 \pmod{p}, 6a \equiv 4a/3 \pmod{p}$, and $3a/5 \equiv 12a/5 \pmod{p}$, respectively). Since b is a multiple of a in all four cases, if $a \equiv 0 \pmod{p}$, then $b \equiv 0 \pmod{p}$ as well. Since $b = j_3 - j_1$ and nodes (j_1, k_1) and (j_3, k_3) share a check, b must be nonzero, thus implying a contradiction.

For $(y, w, x) = (3, 2, 1)$ we obtain $b \equiv 3a/4 \pmod{p}, c \equiv a/4 \pmod{p}, d \equiv a/4 \pmod{p}, e \equiv 3a/4 \pmod{p}$. When b, c and e are substituted in (66), we obtain the identity $3a/2 \equiv 3a/2 \pmod{p}$. Since $c \equiv d \pmod{p}$, we have that $j_4 = j_5$ and since $b \equiv e \pmod{p}$, we have that $j_3 = j_6$. Note that neither of these two conditions on j 's violates the check consistency constraint since the respective bit nodes do not share a check in Fig. 13. Let $q = j_1$ and $t = j_4 - j_1$. Then $j_4 = q + t \pmod{p}$ and $j_5 = q + t \pmod{p}$. Since $b = 3c$, and $b = j_3 - j_1$ and $c = j_4 - j_1$, we have that $j_3 = q + 3t \pmod{p}$. Since $j_3 = j_6$, $j_6 = q + 3t \pmod{p}$ as well. Likewise, since $a = 4c$, and $a =$

$j_2 - j_1$ and $c = j_4 - j_1$, we have that $j_2 = q + 4t \pmod{p}$. We have thus expressed all of j_1 through j_6 in terms of q and t . Now the system (63) reduces to

$$\begin{aligned} k_1 &\equiv k_5, \quad k_2 \equiv k_6, \quad k_3 \equiv k_4 \\ k_1 - k_3 &\equiv 3t \pmod{p} \\ k_1 - k_2 &\equiv 6t \pmod{p} \\ k_2 - k_3 &\equiv -3t \pmod{p}. \end{aligned} \quad (69)$$

Thus, with $s = k_1$ and using (69) we can express all of k_1 through k_6 in terms of s and t . This solution set for j_1 through j_6 and k_1 through k_6 is listed in Table VI, where the entries are taken \pmod{p} .

Note that the result in Table VI establishes the existence of a $(6, 4)$ absorbing set. Even though $j_3 = j_6$ and $j_4 = j_5$, the check consistency constraints are not violated as (j_3, k_3) and (j_6, k_6) do not share an edge, and neither do (j_4, k_4) and (j_5, k_5) , see Fig. 13.

We now discuss whether this set is also a $(6, 4)$ fully absorbing set. Suppose there exists a bit node (j_7, k_7) outside this absorbing set that is incident to some of the unsatisfied checks. By the bit consistency constraint, both (j_3, k_3) and (j_4, k_4) each have a neighboring unsatisfied check whose label is w . These two checks must be distinct by the girth condition [11]. Likewise, both (j_5, k_5) and (j_6, k_6) each have a neighboring unsatisfied check whose label is x , and these are also distinct by the girth condition. By the bit consistency condition, the bit node (j_7, k_7) can then share at most two of these checks with the bit nodes (j_3, k_3) through (j_6, k_6) . Suppose that the bit node (j_7, k_7) shares a check labeled w with (j_3, k_3) and a check labeled x with (j_5, k_5) . From the cycles relating bit nodes (j_7, k_7) , (j_3, k_3) , (j_5, k_5) , (j_1, k_1) , and (j_2, k_2) , we obtain

$$x(j_7 - j_5) + w(j_3 - j_7) + x(j_1 - j_3) \equiv 0 \pmod{p}$$

and

$$w(j_5 - j_2) + x(j_7 - j_5) + w(j_3 - j_7) + y(j_2 - j_3) \equiv 0 \pmod{p}.$$

For $(x, y, z, w) = (1, 3, 0, 2)$ of present interest, we obtain that $j_7 \equiv q + 2t \pmod{p}$ using the result in Table VI. Since we further have

$$k_3 + 2j_3 \equiv k_7 + 2j_7 \pmod{p} \text{ and } k_5 + j_5 \equiv k_7 + j_7 \pmod{p}$$

it follows that $k_7 \equiv s - t \pmod{p}$. Therefore, by the existence of this bit node (j_7, k_7) , the current $(6, 4)$ absorbing set is not a $(6, 4)$ fully absorbing set.

2. Case $x = 0$:

As before, using the pattern consistency constraints we establish

$$\begin{aligned} k_1 &\equiv k_3 \pmod{p} \\ k_2 &\equiv k_4 \pmod{p} \\ k_1 + yj_1 &\equiv k_4 + yj_4 \pmod{p} \\ k_1 + zj_1 &\equiv k_5 + zj_5 \pmod{p} \\ k_1 + wj_1 &\equiv k_6 + wj_6 \pmod{p} \\ k_2 + yj_2 &\equiv k_3 + yj_3 \pmod{p} \\ k_2 + wj_2 &\equiv k_5 + wj_5 \pmod{p} \\ k_2 + zj_2 &\equiv k_6 + zj_6 \pmod{p} \\ k_3 + zj_3 &\equiv k_4 + zj_4 \pmod{p} \\ k_5 + yj_5 &\equiv k_6 + yj_6 \pmod{p}. \end{aligned} \quad (70)$$

Let $a := j_2 - j_1$, $b := j_3 - j_1$, $c := j_4 - j_1$, $d := j_5 - j_1$, and $e := j_6 - j_1$. Using the cycle constraints for four cycles spanning the cycle space of the configuration in Fig. 13 we may also write

$$\begin{aligned} z(c-b) + y(-c) &\equiv 0 \pmod{p} \\ y(b-a) + z(c-b) &\equiv 0 \pmod{p} \\ zd + y(e-d) + w(-e) &\equiv 0 \pmod{p} \text{ and} \\ w(d-a) + y(e-d) + z(a-e) &\equiv 0 \pmod{p}. \end{aligned} \quad (71)$$

There are six possible assignments for (y, z, w) as permutations of the set $\{1, 2, 3\}$. Using the same technique as in the previous case, one can show that the only possible assignment is $(y, z, w) = (2, 1, 3)$, whereas a contradiction is reached in all other cases. In particular, for this remaining assignment we obtain the solution set listed in Table VII. From Fig. 13 and under the current labeling, note that the bit nodes (j_3, k_3) and (j_4, k_4) both have an unsatisfied check whose label is w , and that likewise the bit nodes (j_5, k_5) and (j_6, k_6) both have an unsatisfied check whose label is x . Therefore there could exist a bit node that connects to two satisfied and two unsatisfied check nodes. Consider a bit node (j_7, k_7) that shares a check labeled w with (j_3, k_3) and a check labeled x with (j_5, k_5) . By the parity check constraint

$$\begin{aligned} k_7 + wj_7 &\equiv k_3 + wj_3 \pmod{p} \text{ and} \\ k_7 + xj_7 &\equiv k_5 + xj_5 \pmod{p} \end{aligned}$$

for $(x, y, z, w) = (0, 2, 1, 3)$, it follows that $k_7 = k_5 \equiv s + t \pmod{p}$ and $j_7 \equiv q - 4t/3 \pmod{p}$. Thus, the existence of this (j_7, k_7) bit node for t a multiple of 3, makes the candidate configuration be a $(6, 4)$ absorbing set but not a $(6, 4)$ fully absorbing set. We will now show that in fact the remaining labeling is not possible for p large enough.

II. Consider the labeling

$$(i_1, i_2, i_3, i_4, i_5, i_6, i_7, i_8, i_9, i_{10}) = (x, y, z, w, y, z, w, x, w, y).$$

Applying the cycle consistency condition to the four cycles in Fig. 13 for $a := j_2 - j_1$, $b := j_3 - j_1$, $c := j_4 - j_1$, $d := j_5 - j_1$, and $e := j_6 - j_1$ we obtain

$$\begin{aligned} b(x-w) + c(w-y) &\equiv 0 \pmod{p} \\ e(w-y) + d(y-z) &\equiv 0 \pmod{p} \\ a(x-w) + d(w-y) + e(y-x) &\equiv 0 \pmod{p} \\ a(z-y) + b(y-w) + c(w-z) &\equiv 0 \pmod{p}. \end{aligned} \quad (72)$$

Using the pattern consistency conditions we may also write

$$\begin{aligned} k_1 + xj_1 &\equiv k_3 + xj_3 \pmod{p} \\ k_1 + yj_1 &\equiv k_4 + yj_4 \pmod{p} \\ k_1 + zj_1 &\equiv k_5 + zj_5 \pmod{p} \\ k_1 + wj_1 &\equiv k_6 + wj_6 \pmod{p} \\ k_2 + yj_2 &\equiv k_3 + yj_3 \pmod{p} \\ k_2 + zj_2 &\equiv k_4 + zj_4 \pmod{p} \\ k_2 + wj_2 &\equiv k_5 + wj_5 \pmod{p} \\ k_2 + xj_2 &\equiv k_6 + xj_6 \pmod{p} \\ k_3 + wj_3 &\equiv k_4 + wj_4 \pmod{p} \\ k_5 + yj_5 &\equiv k_6 + yj_6 \pmod{p}. \end{aligned} \quad (73)$$

Recall that it is sufficient to only consider $x = 0$ and $y = 0$.

1. Case $x = 0$:

With $x = 0$, (73) yields $k_1 \equiv k_3 \pmod{p}$ and $k_2 \equiv k_6 \pmod{p}$ so that

$$k_1 - k_2 \equiv we \equiv y(a-b) \pmod{p}. \quad (74)$$

From (72) we then have

$$\begin{aligned} a(z-y)(y-w) + b[(-w)(w-z) + (y-w)^2] &\equiv 0 \pmod{p} \\ aw(y-z) + e[(w-y)^2 + y(z-y)] &\equiv 0 \pmod{p}. \end{aligned} \quad (75)$$

From (74) and (75) it follows that $a \equiv 0 \pmod{p}$ for all $3! = 6$ numerical assignments of y, z , and w , for $p \notin \{2, 3, 5, 7, 37\}$ and consequently, $b \equiv 0 \pmod{p}$. Since (j_1, k_1) and (j_3, k_3) share an edge in Fig. 13, the $b \equiv 0 \pmod{p}$ condition violates the check consistency constraint for all but a small finite number of values of p .

Remark 1: Since Theorem 2(c) is concerned with counting $(6, 4)$ absorbing sets for $p > 19$, note that for $p = 37$ and the assignment (x, y, z, w) either $(0, 2, 1, 3)$ or $(0, 3, 1, 2)$, from the (74) and (75) we may express b, c, d , and e in terms of a (itself nonzero). Combined with (73), we may then express all of (j_l, k_l) , $1 \leq l \leq 6$ indices of bits in this absorbing set in terms of three independent parameters: $q := j_1$, $t := j_2 - j_1 - 1$, and $s := k_1$.

2. Case $y = 0$:

We now have $k_1 \equiv k_4 \pmod{p}$, $k_2 \equiv k_3 \pmod{p}$, and $k_5 \equiv k_6 \pmod{p}$ and

$$xb \equiv zd - w(d-a) \pmod{p} \quad (76)$$

which follows from $k_1 - k_2 = (k_1 - k_5) - (k_2 - k_5)$ and $k_2 = k_3$. From (72) we also have

$$\begin{aligned} a(-wz) + b[w^2 + (w-z)(x-w)] &\equiv 0 \pmod{p} \\ a(x-w)w + d(w^2 - xz) &\equiv 0 \pmod{p}. \end{aligned} \quad (77)$$

Combining (76) and (77) it again follows that $a \equiv 0 \pmod{p}$ for all $3! = 6$ numerical assignments of x, z , and w for $p \notin \{2, 3, 5, 7, 37\}$. This in turn implies that $b \equiv 0 \pmod{p}$, which violates the check consistency condition.

Remark 2: Since Theorem 2(c) is concerned with counting $(6, 4)$ absorbing sets for $p > 19$, note that for $p = 37$ and the assignment (x, y, z, w) either $(3, 0, 2, 1)$ or $(2, 0, 3, 1)$, from the (76) and (77) we may express b, c, d , and e in terms of a (itself nonzero). Combined with (73), we may then express all of (j_l, k_l) , $1 \leq l \leq 6$ indices of bits in this absorbing set in terms of three independent parameters: $q := j_1$, $t := j_2 - j_1 - 1$, and $s := k_1$.

REFERENCES

- [1] *Digital Video Broadcasting Standard, DVB-S2*, 2006 [Online]. Available: http://pda.etsi.org/exchangefolder/en_302307v010102p.pdf, pp. 19-21.
- [2] *10 Gigabit Ethernet: IEEE Standard for Information Technology-Telecommunications and Information Exchange Between Systems-Local and Metropolitan Area Networks-Specific Requirements Part 3: Carrier Sense Multiple Access with Collision Detection (CSMA/CD) Access Method and Physical Layer Specifications*, IEEE Std. 802.3an-2006, Sep. 2006 [Online]. Available: <http://standards.ieee.org/getieee802/download/802.3an-2006.pdf>, p. 3.

- [3] *Mobile Wireless MAN IEEE Standard for Local and Metropolitan Area Networks Part 16: Air Interface for Fixed and Mobile Broadband Wireless Access Systems Amendment 2: Physical and Medium Access Control Layers for Combined Fixed and Mobile Operation in Licensed Bands and Corrigendum 1*, IEEE Std. 802.16e-2005, Dec. 2005 [Online]. Available: <http://standards.ieee.org/getieee802/download/802.16e-2005.pdf>, pp. 626–630.
- [4] S. K. Chilappagari, S. Sankaranarayanan, and B. Vasić, “Error floors of LDPC codes on the binary symmetric channel,” in *Proc. IEEE Int. Conf. Communications*, Istanbul, Turkey, Jun. 2006, pp. 1089–1094.
- [5] C. Di, D. Proietti, T. Richardson, E. Telatar, and R. Urbanke, “Finite length analysis of low-density parity-check codes on the binary erasure channel,” *IEEE Trans. Inf. Theory*, vol. 48, no. 6, pp. 1570–1579, Jun. 2002.
- [6] I. Djurdjevic, J. Xu, K. Abdel-Ghaffar, and S. Lin, “A class of low-density parity-check codes constructed based on Reed-Solomon codes with two information symbols,” *IEEE Commun. Lett.*, vol. 7, no. 7, pp. 317–319, Jul. 2003.
- [7] L. Dolecek, P. Lee, Z. Zhang, V. Anantharam, B. Nikolic, and M. J. Wainwright, “Predicting error floors of structured LDPC codes: Deterministic bounds and estimates,” *IEEE J. Selected Areas Commun.*, vol. 27, no. 6, pp. 908–917, Aug. 2009.
- [8] L. Dolecek, Z. Zhang, M. J. Wainwright, V. Anantharam, and B. Nikolic, “Analysis of absorbing sets for array-based LDPC codes,” in *Proc. IEEE Int. Conf. Communications*, Glasgow, Scotland, U.K., Jun. 2007, pp. 6261–6268.
- [9] L. Dolecek, Z. Zhang, M. Wainwright, V. Anantharam, and B. Nikolic, “Evaluation of the low frame error rate performance of LDPC codes using importance sampling,” in *Proc. IEEE Information Theory Workshop*, Lake Tahoe, CA, Sep. 2007, pp. 202–207.
- [10] E. Eleftheriou and S. Ölçer, “Low density parity check codes for digital subscriber lines,” in *Proc. IEEE Int. Conf. Communications*, New York, Apr./May 2002, pp. 1752–1757.
- [11] J. L. Fan, “Array-codes as low-density parity-check codes,” in *Proc. 2nd Int. Symp. Turbo Codes and Related Topics*, Brest, France, Sep. 2000, pp. 543–546.
- [12] J. Feldman, M. J. Wainwright, and D. R. Karger, “Using linear programming to decode binary linear codes,” *IEEE Trans. Inf. Theory*, vol. 51, no. 3, pp. 954–972, Mar. 2005.
- [13] G. D. Forney, “Codes on graphs: Normal realizations,” *IEEE Trans. Inf. Theory*, vol. 47, no. 2, pp. 520–548, Feb. 2001.
- [14] G. D. Forney, Jr., R. Koetter, F. R. Kschischang, and A. Reznick, “On the effective weights of pseudocodewords for codes defined on graphs with cycles,” in *Codes, Systems and Graphical Models*. New York: Springer-Verlag, 2001, pp. 101–112.
- [15] R. Koetter and P. Vontobel, “Graph covers and iterative decoding of finite-length codes,” in *Proc. 3rd Int. Symp. Turbo Codes and Related Topics*, Brest, France, Sep. 2003, pp. 75–82.
- [16] F. R. Kschischang, B. J. Frey, and H.-A. Loeliger, “Factor graphs and the sum-product algorithm,” *IEEE Trans. Inf. Theory*, vol. 42, no. 2, pp. 498–519, Feb. 2001.
- [17] S. Laendner and O. Milenkovic, “Algorithmic and combinatorial analysis of trapping sets in structured LDPC codes,” in *Proc. Conf. Wireless Communications*, Honolulu, HI, Jun. 2005, pp. 630–635.
- [18] D. MacKay and M. Postol, “Weaknesses of Margulis and Ramanujan-Margulis low-density parity-check codes,” *Electron. Notes in Theor. Comp. Sci.*, vol. 74, pp. 97–104, Oct. 2003.
- [19] O. Milenkovic, E. Soljanin, and P. Whiting, “Asymptotic spectra of trapping sets in regular and irregular LDPC code ensembles,” *IEEE Trans. Inf. Theory*, vol. 53, no. 1, pp. 39–55, Jan. 2007.
- [20] T. Mittelholzer, “Efficient encoding and minimum distance bounds of Reed-Solomon-type array codes,” in *Proc. IEEE Int. Symp. Information Theory*, Lausanne, Switzerland, Jul. 2002, p. 282.
- [21] A. Orlitsky, K. Viswanathan, and J. Zhang, “Stopping set distribution of LDPC code ensembles,” *IEEE Trans. Inf. Theory*, vol. 51, no. 3, pp. 929–953, Mar. 2005.
- [22] W. W. Peterson and E. J. Weldon, *Error Correcting Codes*. Cambridge, MA: MIT Press, 1972.
- [23] T. Richardson, “Error-floors of LDPC codes,” in *Proc. 41st Annu. Allerton Conf. Communications, Control and Computing*, Monticello, Ill., Oct. 2003, pp. 1426–1435.
- [24] M. Sipser and D. A. Spielman, “Expander codes,” *IEEE Trans. Inf. Theory*, vol. 42, no. 6, pp. 1710–1722, Nov. 1996.
- [25] C. Schlegel and S. Zhang, “On the dynamics of the error floor behavior in (regular) LDPC codes,” in *Proc. IEEE Information Theory Workshop*, Taormina, Italy, 2009, to be published.
- [26] Y. Y. Tai, L. Lan, L. Zeng, S. Lin, and K. Abdel-Ghaffar, “Algebraic construction of quasi-cyclic LDPC codes for the AWGN and erasure channels,” *IEEE Trans. Inf. Theory*, vol. 54, no. 10, pp. 1765–1774, Oct. 2006.
- [27] R. M. Tanner, “A recursive approach to low complexity codes,” *IEEE Trans. Inf. Theory*, vol. IT-27, no. 5, pp. 533–547, Sep. 1980.
- [28] R. M. Tanner, D. Sridhara, A. Sridharan, T. E. Fuja, and D. J. Costello, “LDPC block and convolutional codes based on circulant matrices,” *IEEE Trans. Inf. Theory*, vol. 50, no. 12, pp. 2966–2984, Dec. 2004.
- [29] M. C. Valenti, S. Cheng, and R. I. Seshadri, “Turbo and LDPC codes for digital video broadcasting,” in *Turbo Code Applications: A Journey From a Paper to Realization*. Amsterdam, The Netherlands: Springer, 2006, ch. 12.
- [30] B. Vasić and E. Kurtas, *Coding and Signal Processing for Magnetic Recording Systems*. Boca Raton, FL: CRC, 2005.
- [31] K. Yang and T. Hellesest, “On the minimum distance of array codes as LDPC codes,” *IEEE Trans. Inf. Theory*, vol. 49, no. 12, pp. 3268–3271, Dec. 2003.
- [32] Z. Zhang, L. Dolecek, B. Nikolic, V. Anantharam, and M. J. Wainwright, “Investigation of error floors of structured low-density parity-check codes via hardware simulation,” in *Proc. IEEE Global Telecommunications Conference (GLOBECOM)*, San Francisco, CA, Oct./Nov. 2006, pp. 1–6.
- [33] Z. Zhang, L. Dolecek, B. Nikolic, V. Anantharam, and M. Wainwright, “Quantization effects in low-density parity-check decoders,” in *Proc. IEEE Int. Conf. Communications*, Glasgow, Scotland, U.K., Jun. 2007, pp. 6231–6237.
- [34] Z. Zhang, L. Dolecek, B. Nikolic, V. Anantharam, and M. J. Wainwright, “Design of LDPC decoders for improved low error rate performance: Quantization and algorithm choices,” *IEEE Trans. Commun.*, to be published.

Lara Dolecek (S’07–M’07) received the B.S., M.S., and Ph.D. degrees in electrical engineering and computer sciences, as well as the M.A. degree in statistics, all from the University of California, Berkeley.

She was a Postdoctoral Researcher with the Massachusetts Institute of Technology, Cambridge, from 2007 to 2009. In January 2010 she joined the Department of Electrical Engineering at the University of California, Los Angeles, as an Assistant Professor. Her research interests span information and probability theory, graphical models, statistical algorithms, and computational methods, with applications to complex systems for data processing, communication, and storage.

Dr. Dolecek received the 2007 David J. Sakrison Memorial Prize for the most outstanding doctoral research in the Department of Electrical Engineering and Computer Sciences at University of California, Berkeley.

Zhengya Zhang (S’02–M’09) received the B.A.Sc. degree in computer engineering from the University of Waterloo, Waterloo, ON, Canada, in 2003 and the M.S. and Ph.D. degrees in electrical engineering from the University of California, Berkeley, in 2005 and 2009, respectively.

In September 2009, he joined the University of Michigan, Ann Arbor, as an Assistant Professor in the Department of Electrical Engineering and Computer Science. His research interest is in the design of signal processing and computation systems which require a spectrum of optimizations from algorithms to architecture and implementations.

Dr. Zhang received the David J. Sakrison Memorial Prize for the most outstanding doctoral research in the Department of Electrical Engineering and Computer Sciences at the University of California, Berkeley, in 2009. He is also the recipient of the Analog Devices Outstanding Student Designer Award and the Vodafone U.S. Foundation Fellowship for his graduate research.

Venkat Anantharam (M'86–SM'96–F'98) received the B.Tech. degree in electronics in 1980 from the Indian Institute of Technology, Madras (IIT-M) and the M.A. and C.Phil. degrees in mathematics and the M.S. and Ph.D. degrees in electrical engineering in 1983, 1984, 1982, and 1986, respectively, from the University of California, Berkeley (UCB). From 1986 to 1994, he was on the faculty of the School of Electrical Engineering at Cornell University, Ithaca, NY. Since 1994, he has been on the faculty of the Electrical Engineering and Computer Science Department at UCB.

Prof. Anantharam received the Philips India Medal and the President of India Gold Medal from IIT-M in 1980, and an NSF Presidential Young Investigator award during the period 1988–1993. He is a corecipient of the 1998 Prize Paper award of the IEEE Information Theory Society (with S. Verdú) and a corecipient of the 2000 Stephen O. Rice Prize Paper award of the IEEE Communications Theory Society (with N. Mckeown and J. Walrand). He received the Distinguished Alumnus Award from IIT-M in 2008.

Martin J. Wainwright (M'03) received the Bachelor's degree in mathematics from University of Waterloo, Waterloo, ON, Canada, and the Ph.D. degree in electrical engineering and computer science (EECS) from the Massachusetts Institute of Technology (MIT), Cambridge.

He is currently an Associate Professor at the University of California, Berkeley, with a joint appointment between the Department of Statistics and the Department of Electrical Engineering and Computer Sciences. His research interests include statistical signal processing, coding and information theory, statistical machine learning, and high-dimensional statistics.

Prof. Wainwright has been awarded an Alfred P. Sloan Foundation Fellowship, an NSF CAREER Award, the George M. Sprowls Prize for his dissertation research (EECS Department, MIT), a Natural Sciences and Engineering Research Council of Canada 1967 Fellowship, an IEEE Signal Processing Society Best Paper Award in 2008, and several outstanding conference paper awards.

Borivoje Nikolić (S'93–M'99–SM'06) received the Dipl. Ing. and M.Sc. degrees in electrical engineering from the University of Belgrade, Belgrade, Serbia, in 1992 and 1994, respectively, and the Ph.D. degree from the University of California, Davis in 1999.

He taught electronics courses at the University of Belgrade from 1992 to 1996. He spent two years with Silicon Systems, Inc., Texas Instruments Storage Products Group, San Jose, CA, working on disk-drive signal processing electronics. In 1999, he joined the Department of Electrical Engineering and Computer Sciences, University of California, Berkeley, where he is now a Professor. His research activities include digital and analog integrated circuit design and VLSI implementation of communications and signal processing algorithms. He is a coauthor of the book *Digital Integrated Circuits: A Design Perspective*, 2nd ed., Prentice-Hall, 2003.

Dr. Nikolić received the NSF CAREER award in 2003, College of Engineering Best Doctoral Dissertation Prize, and Anil K. Jain Prize for the Best Doctoral Dissertation in Electrical and Computer Engineering at University of California, Davis in 1999, as well as the City of Belgrade Award for the Best Diploma Thesis in 1992. For work with his students and colleagues he received the Best Paper Award at the ACM/IEEE International Symposium of Low-Power Electronics in 2005, and the 2004 Jack Kilby Award for the Outstanding Student Paper at the IEEE International Solid-State Circuits Conference.