

CS287 Advanced Robotics (Fall 2019)

Lecture 5

**Optimal Control for
Linear Dynamical Systems and Quadratic Cost
("LQR")**

Pieter Abbeel

UC Berkeley EECS

Bellman's Curse of Dimensionality

- n-dimensional state space
- Number of states grows exponentially in n (for fixed number of discretization levels per coordinate)
- In practice
 - Discretization is considered only computationally feasible up to 5 or 6 dimensional state spaces even when using
 - Variable resolution discretization
 - Highly optimized implementations
 - Function approximation might or might not work, in practice often somewhat local

This Lecture

- Optimal Control for Linear Dynamical Systems and Quadratic Cost (aka LQ setting, or LQR setting)
 - Very special case: can solve continuous state-space optimal control problem exactly and only requires performing linear algebra operations
 - Running time: $O(H n^3)$

Note 1: Great reference [optional] Anderson and Moore, Linear Quadratic Methods

Note2 : Strong similarity with Kalman filtering, which is able to compute the Bayes' filter updates exactly even though in general there are no closed form solutions and numerical solutions scale poorly with dimensionality.

Linear Quadratic Regulator (LQR)

The LQR setting assumes a linear dynamical system:

$$x_{t+1} = Ax_t + Bu_t,$$

x_t : state at time t

u_t : input at time t


It assumes a quadratic cost function:

$$g(x_t, u_t) = x_t^\top Qx_t + u_t^\top Ru_t$$

with $Q \succ 0, R \succ 0$.

For a square matrix X we have $X \succ 0$ if and only if for all vectors z we have $z^\top Xz > 0$. Hence there is a non-zero cost for any state different from the all-zeros state, and any input different from the all-zeros input.

Extension to Non-Linear Systems



Value Iteration

- Back-up step for $i+1$ steps to go:

$$J_{i+1}(s) = \min_u g(s, u) + \sum_{s'} P(s'|s, u) J_i(s')$$

- LQR:

$$\begin{aligned} J_{i+1}(x) &= \min_u x^\top Qx + u^\top Ru + \sum_{x'=Ax+Bu} J_i(x') \\ &= \min_u [x^\top Qx + u^\top Ru + J_i(Ax + Bu)] \end{aligned}$$

LQR value iteration: J_1

$$J_{i+1}(x) \leftarrow \min_u [x^\top Qx + u^\top Ru + J_i(Ax + Bu)]$$

Initialize $J_0(x) = x^\top P_0x$.

$$\begin{aligned} J_1(x) &= \min_u [x^\top Qx + u^\top Ru + J_0(Ax + Bu)] \\ &= \min_u [x^\top Qx + u^\top Ru + (Ax + Bu)^\top P_0(Ax + Bu)] \quad (1) \end{aligned}$$

To find the minimum over u , we set the gradient w.r.t. u equal to zero:

$$\nabla_u [\dots] = 2Ru + 2B^\top P_0(Ax + Bu) = 0,$$

$$\text{hence: } u = -(R + B^\top P_0B)^{-1}B^\top P_0Ax \quad (2)$$

$$\begin{aligned} (2) \text{ into } (1): J_1(x) &= x^\top P_1x \\ \text{for: } P_1 &= Q + K_1^\top RK_1 + (A + BK_1)^\top P_0(A + BK_1) \\ K_1 &= -(R + B^\top P_0B)^{-1}B^\top P_0A. \end{aligned}$$

LQR value iteration: J_1 (ctd)

- In summary:

$$\begin{aligned}J_0(x) &= x^\top P_0 x \\x_{t+1} &= Ax_t + Bu_t \\g(x, u) &= u^\top Ru + x^\top Qx\end{aligned}$$

$$\begin{aligned}J_1(x) &= x^\top P_1 x \\ \text{for: } P_1 &= Q + K_1^\top RK_1 + (A + BK_1)^\top P_0 (A + BK_1) \\ K_1 &= -(R + B^\top P_0 B)^{-1} B^\top P_0 A.\end{aligned}$$

- $J_1(x)$ is quadratic, just like $J_0(x)$.

→ Value iteration update is the same for all times and can be done in closed form for this particular continuous state-space system and cost!

$$\begin{aligned}J_2(x) &= x^\top P_2 x \\ \text{for: } P_2 &= Q + K_2^\top RK_2 + (A + BK_2)^\top P_1 (A + BK_2) \\ K_2 &= -(R + B^\top P_1 B)^{-1} B^\top P_1 A.\end{aligned}$$

Value iteration solution to LQR

Set $P_0 = 0$.

for $i = 1, 2, 3, \dots$

$$\begin{aligned}K_i &= -(R + B^\top P_{i-1} B)^{-1} B^\top P_{i-1} A \\P_i &= Q + K_i^\top R K_i + (A + B K_i)^\top P_{i-1} (A + B K_i)\end{aligned}$$

The optimal policy for a i -step horizon is given by:

$$\pi(x) = K_i x$$

The cost-to-go function for a i -step horizon is given by:

$$J_i(x) = x^\top P_i x.$$

- Fact: Guaranteed to converge to the infinite horizon optimal policy if and only if the dynamics (A, B) is such that there exists a policy that can drive the state to zero.
- Often most convenient to use the steady-state K for all times.

LQR assumptions revisited

$$\begin{aligned}x_{t+1} &= Ax_t + Bu_t \\g(x_t, u_t) &= x_t^\top Qx_t + u_t^\top Ru_t\end{aligned}$$

= for keeping a linear system at the all-zeros state while preferring to keep the control input small.

- Extensions make it more generally applicable:
 - Affine systems
 - Systems with stochasticity
 - Regulation around non-zero fixed point for non-linear systems
 - Penalization for change in control inputs
 - Linear time varying (LTV) systems
 - Trajectory following for non-linear systems

LQR Ext0: Affine systems

$$\begin{aligned}x_{t+1} &= Ax_t + Bu_t + c \\g(x_t, u_t) &= x_t^\top Qx_t + u_t^\top Ru_t\end{aligned}$$

- Optimal control policy remains linear, optimal cost-to-go function remains quadratic
- Two avenues to do derivation:
 - 1. Re-derive the update, which is very similar to what we did for standard setting
 - 2. Re-define the state as: $z_t = [x_t; 1]$, then we have:

$$z_{t+1} = \begin{bmatrix} x_{t+1} \\ 1 \end{bmatrix} = \begin{bmatrix} A & c \\ 0 & 1 \end{bmatrix} \begin{bmatrix} x_t \\ 1 \end{bmatrix} + \begin{bmatrix} B \\ 0 \end{bmatrix} u_t = A' z_t + B' u_t$$

LQR Ext1: stochastic system

$$\begin{aligned}x_{t+1} &= Ax_t + Bu_t + w_t \\g(x_t, u_t) &= x_t^\top Qx_t + u_t^\top Ru_t \\w_t, t = 0, 1, \dots &\text{are zero mean and independent}\end{aligned}$$

- Exercise: work through similar derivation as we did for the deterministic case, but which will now have expectations.
- Result:
 - Same optimal control policy
 - Cost-to-go function is almost identical: has one additional term which depends on the variance in the noise (and which cannot be influenced by the choice of control inputs)

LQR Ext2: non-linear systems

Nonlinear system: $x_{t+1} = f(x_t, u_t)$

We can keep the system at the state x^* iff

$$\exists u^* \text{ s.t. } x^* = f(x^*, u^*)$$

Linearizing the dynamics around x^* gives:

$$x_{t+1} \approx f(x^*, u^*) + \underbrace{\frac{\partial f}{\partial x}(x^*, u^*)}_{A}(x_t - x^*) + \underbrace{\frac{\partial f}{\partial u}(x^*, u^*)}_{B}(u_t - u^*)$$

Equivalently:

$$x_{t+1} - x^* \approx A(x_t - x^*) + B(u_t - u^*)$$

Let $z_t = x_t - x^*$, let $v_t = u_t - u^*$, then:

$$z_{t+1} = Az_t + Bv_t, \quad \text{cost} = z_t^\top Qz_t + v_t^\top Rv_t \quad [\text{=standard LQR}]$$

$$v_t = Kz_t \Rightarrow u_t - u^* = K(x_t - x^*) \Rightarrow u_t = u^* + K(x_t - x^*)$$

LQR Ext3: Penalize for Change in Control Inputs

- Standard LQR:

$$\begin{aligned}x_{t+1} &= Ax_t + Bu_t \\g(x_t, u_t) &= x_t^\top Qx_t + u_t^\top Ru_t\end{aligned}$$

- When run in this format on real systems: often high frequency control inputs get generated. Typically highly undesirable and results in poor control performance.
- Why?
- Solution: frequency shaping of the cost function. Can be done by augmenting the system with a filter and then the filter output can be used in the quadratic cost function. (See, e.g., Anderson and Moore.)
- Simple special case which works well in practice: penalize for change in control inputs. ---- How ??

LQR Ext3: Penalize for Change in Control Inputs

- Standard LQR:

$$\begin{aligned}x_{t+1} &= Ax_t + Bu_t \\g(x_t, u_t) &= x_t^\top Qx_t + u_t^\top Ru_t\end{aligned}$$

- How to incorporate the change in controls into the cost/reward function?
 - Soln. method A: explicitly incorporate into the state by augmenting the state with the past control input vector, and the difference between the last two control input vectors.
 - Soln. method B: change of control input variables.

LQR Ext3: Penalize for Change in Control Inputs

- Standard LQR:

$$\begin{aligned}x_{t+1} &= Ax_t + Bu_t \\g(x_t, u_t) &= x_t^\top Qx_t + u_t^\top Ru_t\end{aligned}$$

- Introducing change in controls Δu :

$$\begin{aligned}\underbrace{\begin{bmatrix} x_{t+1} \\ u_t \end{bmatrix}}_{x'_{t+1}} &= \underbrace{\begin{bmatrix} A & B \\ 0 & I \end{bmatrix}}_{A'} \underbrace{\begin{bmatrix} x_t \\ u_{t-1} \end{bmatrix}}_{x'_t} + \underbrace{\begin{bmatrix} B \\ I \end{bmatrix}}_{B'} \underbrace{\Delta u_t}_{u'_t}\end{aligned}$$

$$\text{cost} = -(x'^\top Q'x' + \Delta u^\top R'\Delta u)$$

$$Q' = \begin{bmatrix} Q & 0 \\ 0 & R \end{bmatrix}$$

R' = penalty for change in controls

[If $R'=0$, then “equivalent” to standard LQR.]

LQR Ext4: Linear Time Varying (LTV) Systems

$$\begin{aligned}x_{t+1} &= A_t x_t + B_t u_t \\g(x_t, u_t) &= x_t^\top Q_t x_t + u_t^\top R_t u_t\end{aligned}$$

LQR Ext4: Linear Time Varying (LTV) Systems

Set $P_0 = 0$.

for $i = 1, 2, 3, \dots$

$$K_i = -(R_{H-i} + B_{H-i}^\top P_{i-1} B_{H-i})^{-1} B_{H-i}^\top P_{i-1} A_{H-i}$$

$$P_i = Q_{H-i} + K_i^\top R_{H-i} K_i + (A_{H-i} + B_{H-i} K_i)^\top P_{i-1} (A_{H-i} + B_{H-i} K_i)$$

The optimal policy for a i -step horizon is given by:

$$\pi(x) = K_i x$$

The cost-to-go function for a i -step horizon is given by:

$$J_i(x) = x^\top P_i x.$$

LQR Ext5: Trajectory Following for Non-Linear Systems

- A state sequence $x_0^*, x_1^*, \dots, x_H^*$ is a feasible target trajectory if and only if

$$\exists u_0^*, u_1^*, \dots, u_{H-1}^* : \forall t \in \{0, 1, \dots, H-1\} : x_{t+1}^* = f(x_t^*, u_t^*)$$

- Problem statement:

$$\begin{aligned} \min_{u_0, u_1, \dots, u_{H-1}} \sum_{t=0}^{H-1} (x_t - x_t^*)^\top Q (x_t - x_t^*) + (u_t - u_t^*)^\top R (u_t - u_t^*) \\ \text{s.t. } x_{t+1} = f(x_t, u_t) \end{aligned}$$

- Transform into linear time varying case (LTV):

$$\begin{aligned} x_{t+1} \approx f(x_t^*, u_t^*) + \underbrace{\frac{\partial f}{\partial x}(x_t^*, u_t^*)}_{A_t} (x_t - x_t^*) + \underbrace{\frac{\partial f}{\partial u}(x_t^*, u_t^*)}_{B_t} (u_t - u_t^*) \\ x_{t+1} - x_{t+1}^* \approx A_t (x_t - x_t^*) + B_t (u_t - u_t^*) \end{aligned}$$

LQR Ext5: Trajectory Following for Non-Linear Systems

- Transformed into linear time varying case (LTV):

$$\min_{u_0, u_1, \dots, u_{H-1}} \sum_{t=0}^{H-1} (x_t - x_t^*)^\top Q (x_t - x_t^*) + (u_t - u_t^*)^\top R (u_t - u_t^*)$$

$$\text{s.t. } x_{t+1} - x_{t+1}^* = A_t(x_t - x_t^*) + B_t(u_t - u_t^*)$$

- Now we can run the standard LQR back-up iterations.

- Resulting policy at i time-steps from the end:

$$u_{H-i} - u_{H-i}^* = K_i(x_{H-i} - x_{H-i}^*)$$

- The target trajectory need not be feasible to apply this technique, however, if it is infeasible then there will be an offset term in the dynamics:

$$x_{t+1} - x_{t+1}^* = f(x_t, u_t) - x_{t+1}^* + A_t(x_t - x_t^*) + B_t(u_t - u_t^*)$$

Most General Case

- How about this general optimal control problem?

$$\min_{u_0, \dots, u_H} \sum_{t=0}^H g(x_t, u_t)$$

Iteratively Apply LQR

Initialize the algorithm by picking either (a) A control policy $\pi^{(0)}$ or (b) A sequence of states $x_0^{(0)}, x_1^{(0)}, \dots, x_H^{(0)}$ and control inputs $u_0^{(0)}, u_1^{(0)}, \dots, u_H^{(0)}$. With initialization (a), start in Step (1). With initialization (b), start in Step (2).

Iterate the following:

- (1) Execute the current policy $\pi^{(i)}$ and record the resulting state-input trajectory $x_0^{(i)}, u_0^{(i)}, x_1^{(i)}, u_1^{(i)}, \dots, x_H^{(i)}, u_H^{(i)}$.
- (2) Compute the LQ approximation of the optimal control problem around the obtained state-input trajectory by computing a first-order Taylor expansion of the dynamics model, and a second-order Taylor expansion of the cost function.
- (3) Use the LQR back-ups to solve for the optimal control policy $\pi^{(i+1)}$ for the LQ approximation obtained in Step (2).
- (4) Set $i = i + 1$ and go to Step (1).

Iterative LQR in Standard LTV Format

Standard LTV is of the form:

$$\begin{aligned}z_{t+1} &= A_t z_t + B_t v_t \\g(z, v) &= z^\top Q z + v^\top R v\end{aligned}$$

Linearizing f around $(x_t^{(i)}, u_t^{(i)})$ from the roll-out in iteration i of the iterative LQR algorithm gives us:

$$x_{t+1} \approx f(x_t^{(i)}, u_t^{(i)}) + \frac{\partial f}{\partial x}(x_t^{(i)}, u_t^{(i)})(x_t - x_t^{(i)}) + \frac{\partial f}{\partial u}(x_t^{(i)}, u_t^{(i)})(u_t - u_t^{(i)})$$

Keeping in mind that $x_{t+1}^{(i)} = f(x_t^{(i)}, u_t^{(i)})$ gives us:

$$x_{t+1} - x_{t+1}^{(i)} \approx \frac{\partial f}{\partial x}(x_t^{(i)}, u_t^{(i)})(x_t - x_t^{(i)}) + \frac{\partial f}{\partial u}(x_t^{(i)}, u_t^{(i)})(u_t - u_t^{(i)})$$

Hence we get the standard format if using:

$$\begin{aligned}z_t &= \begin{bmatrix} x_t - x_t^{(i)} & 1 \end{bmatrix}^\top \\v_t &= (u_t - u_t^{(i)}) \\A_t &= \begin{bmatrix} \frac{\partial f}{\partial x}(x_t^{(i)}, u_t^{(i)}) & 0 \\0 & 1 \end{bmatrix} \\B_t &= \begin{bmatrix} \frac{\partial f}{\partial u}(x_t^{(i)}, u_t^{(i)}) \\0 \end{bmatrix} \\Q_t &= \begin{bmatrix} \frac{\partial^2 g}{\partial x^2}(x^{(i)}) & \frac{\partial g}{\partial x}(x^{(i)}) \\ \left(\frac{\partial g}{\partial x}(x^{(i)})\right)^\top & g(x^{(i)}) \end{bmatrix} \\R_t &= \begin{bmatrix} \frac{\partial^2 g}{\partial u^2}(u^{(i)}) & \frac{\partial g}{\partial u}(u^{(i)}) \\ \left(\frac{\partial g}{\partial u}(u^{(i)})\right)^\top & g(u^{(i)}) \end{bmatrix}\end{aligned}$$

for simplicity and with some abuse of notation we assumed $g(x, u) = g(x) + g(u)$

Iteratively Apply LQR: Convergence

- Need not converge as formulated!
 - Reason: the optimal policy for the LQ approximation might end up not staying close to the sequence of points around which the LQ approximation was computed by Taylor expansion.
 - Solution: in each iteration, adjust the cost function so this is the case, i.e., use the cost function

$$(1 - \alpha)g(x_t, u_t) + \alpha(\|x_t - x_t^{(i)}\|_2^2 + \|u_t - u_t^{(i)}\|_2^2)$$

Assuming g is bounded, for α close enough to one, the 2nd term will dominate and ensure the linearizations are good approximations around the solution trajectory found by LQR.

I.e., the extra term acts like a trust region.

Iteratively Apply LQR: Practicalities

- f is non-linear, hence this is a non-convex optimization problem. Can get stuck in local optima! Good initialization matters.
- g could be non-convex: Then the LQ approximation can fail to have positive-definite cost matrices.
 - Practical fix: if Q_t or R_t are not positive definite \rightarrow increase penalty for deviating from current state and input $(x^{(i)}_t, u^{(i)}_t)$ until resulting Q_t and R_t are positive definite.

Differential Dynamic Programming (DDP)

- Often loosely used to refer to iterative LQR procedure.
- More precisely: Directly perform 2nd order Taylor expansion of the Bellman back-up equation [rather than linearizing the dynamics and 2nd order approximating the cost]
- Turns out this retains a term in the back-up equation which is discarded in the iterative LQR approach
- [It's a quadratic term in the dynamics model though, so even if cost is convex, resulting LQ problem could be non-convex ...]

[Reference: Jacobson and Mayne, "Differential dynamic programming," 1970]

Differential Dynamic Programming (DDP)

Let's consider the case of scale control input u (to keep notation simple)

DDP

$$\begin{aligned} J_i(f(x, u)) &\approx J_i(f(x, \bar{u})) \\ &+ J'_i(f(x, \bar{u})) f_u(x, \bar{u})(u - \bar{u}) \\ &+ J''_i(f(x, \bar{u})) f_u(x, \bar{u}) f_u(x, \bar{u})(u - \bar{u})^2 \\ &+ J'_i(f(x, \bar{u})) f_{uu}(x, \bar{u})(u - \bar{u})^2 \end{aligned}$$

Iterative LQR

$$\begin{aligned} J_i(x_{t+1}) &\approx J_i(\bar{x}_{t+1}) \\ &+ J'_i(\bar{x}_{t+1})(x_{t+1} - \bar{x}_{t+1}) \\ &+ \frac{1}{2} J''_i(\bar{x}_{t+1})(x_{t+1} - \bar{x}_{t+1})^2 \\ &\approx J_i(\bar{x}_{t+1}) \\ &+ J'_i(f(\bar{x}_{t+1})) f_u(x, \bar{u})(u - \bar{u}) \\ &+ \frac{1}{2} J''_i(\bar{x}_{t+1}) (f_u(x, \bar{u})(u - \bar{u}))^2 \end{aligned}$$

$$x_{t+1} = f(x, u)$$

$$\bar{x}_{t+1} = f(x, \bar{u})$$

Can We Do Even Better?

- Yes!
- At convergence of iLQR and DDP, we end up with linearizations around the (state,input) trajectory the algorithm converged to
- In practice: the system could not be on this trajectory due to perturbations / initial state being off / dynamics model being off / ...
- Solution: at time t when asked to generate control input u_t , we could re-solve the control problem using iLQR or DDP over the time steps t through H
- Replanning entire trajectory is often impractical \rightarrow in practice: replan over horizon h .
= ***receding horizon control***
 - This requires providing a cost to go $J^{(t+h)}$ which accounts for all future costs. This could be taken from the offline iLQR or DDP run

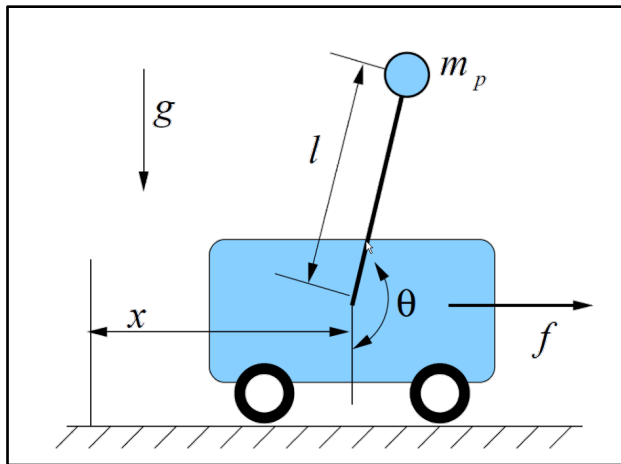
Multiplicative Noise

- In many systems of interest, there is noise entering the system which is multiplicative in the control inputs, i.e.:

$$\mathbf{x}_{t+1} = \mathbf{A}\mathbf{x}_t + (\mathbf{B} + \mathbf{B}_w \mathbf{w}_t)\mathbf{u}_t$$

- Exercise: LQR derivation for this setting

Cart-pole

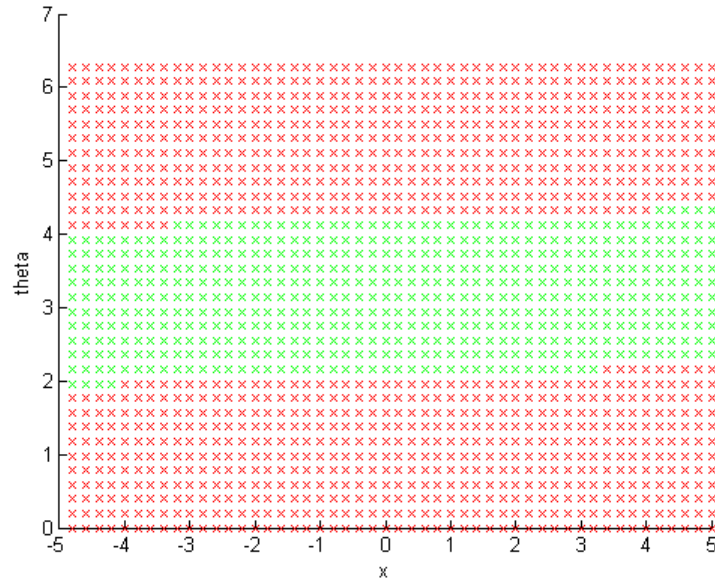


$$H(q)\ddot{q} + C(q, \dot{q}) + G(q) = B(q)u$$

$$\begin{aligned} H(q) &= \begin{bmatrix} m_c + m_p & m_p l \cos \theta \\ m_p l \cos \theta & m_p l^2 \end{bmatrix} \\ C(q, \dot{q}) &= \begin{bmatrix} 0 & -m_p l \dot{\theta} \sin \theta \\ 0 & 0 \end{bmatrix} \\ G(q) &= \begin{bmatrix} 0 \\ m_p g l \sin \theta \end{bmatrix} \\ B &= \begin{bmatrix} 1 \\ 0 \end{bmatrix} \end{aligned}$$

Cart-pole --- LQR

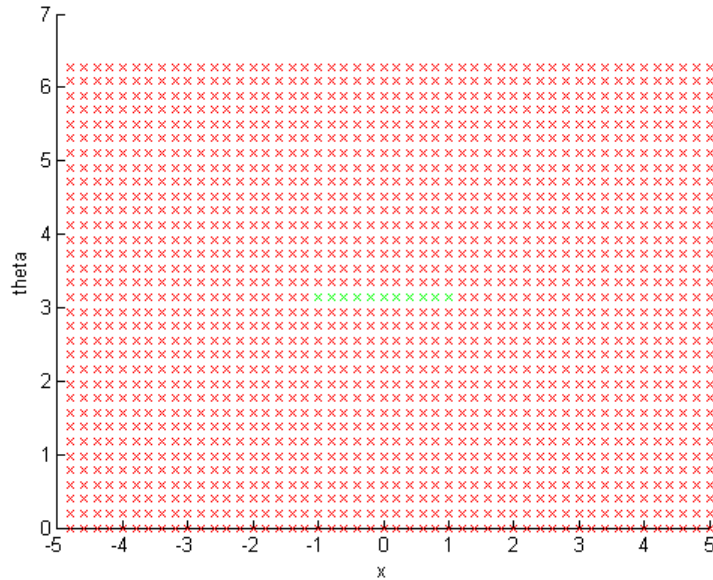
Results of running LQR for the linear time-invariant system obtained from linearizing around $[0;0;0;0]$. The cross-marks correspond to initial states. Green means the controller succeeded at stabilizing from that initial state, red means not.



$$Q = \text{diag}([1;1;1;1]); R = 0; [x, \text{theta}, \text{xdot}, \text{thetadot}]$$

Cart-pole --- LQR

Results of running LQR for the linear time-invariant system obtained from linearizing around $[0;0;0;0]$. The cross-marks correspond to initial states. Green means the controller succeeded at stabilizing from that initial state, red means not.

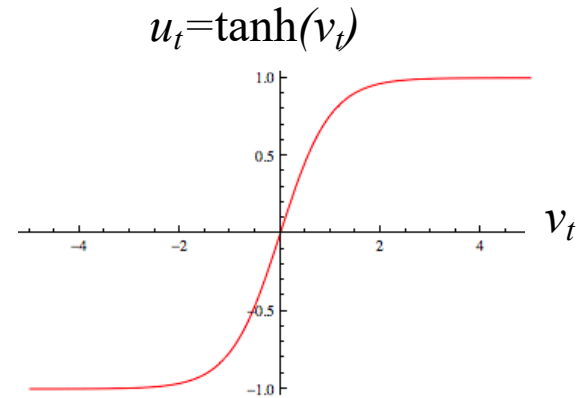


$$Q = \text{diag}([1;1;1;1]); R = 1; [x, \text{theta}, \text{xdot}, \text{thetadot}]$$

Bounded Controls

- Often control input u is bounded, e.g., inside $[-1, +1]$
- Can be dealt with simply by redefining dynamics:

$$x_{t+1} = f(x_t, u_t) = f(x_t, \tanh(v_t))$$



- Optimize over v instead of u , and apply $\tanh(v)$ when running the policy
- Note: often in addition helpful to penalize for v being too far away from zero, to keep optimization well conditioned

Lyapunov's linearization method

Once we designed a controller, we obtain an autonomous system, $x_{t+1} = f(x_t)$

Defn. x^* is an asymptotically stable equilibrium point for system f if there exists an $\varepsilon > 0$ such that for all initial states x s.t. $\|x - x^*\| \leq \varepsilon$ we have that $\lim_{t \rightarrow \infty} x_t = x^*$

We will not cover any details, but here is the basic result:

Assume x^ is an equilibrium point for $f(x)$, i.e., $x^* = f(x^*)$.*

If x^ is an asymptotically stable equilibrium point for the linearized system, then it is asymptotically stable for the non-linear system.*

If x^ is unstable for the linear system, it's unstable for the non-linear system.*

If x^ is marginally stable for the linear system, no conclusion can be drawn.*

= additional justification for linear control design techniques

Controllability

- A system is t-time-steps controllable if from any start state, x_0 , we can reach any target state, x^* , at time t.
- For a linear time-invariant systems, we have:

$$x_t = A^t x_0 + A^{t-1} B u_0 + A^{t-2} B u_1 + \dots + A B u_{t-2} + B u_{t-1}$$

hence the system is t-time-steps controllable if and only if the above linear system of equations in u_0, \dots, u_{t-1} has a solution for all choices of x_0 and x_t . This is the case if and only if

$$\text{rank} \begin{bmatrix} A^{t-1} B & A^{t-2} B & \dots & A^2 B & A B & B \end{bmatrix} = n$$

The Cayley-Hamilton theorem says that for all A, for all t, n: $\exists w \in \mathbb{R}^n, A^t = \sum_{i=0}^{n-1} w_i A^i$

Hence we obtain that the system (A,B) is controllable for all times $t \geq n$, if and only if

$$\text{rank} \begin{bmatrix} A^{n-1} B & A^{n-2} B & \dots & A^2 B & A B & B \end{bmatrix} = n$$

Feedback Linearization

Consider system of the form:

$$\dot{x} = f(x) + g(x)u$$

If $g(x)$ is square (i.e., number of control inputs = number of state variables) and it is invertible, then we can linearize the system by a change of input variables:

$$v = f(x) + g(x)u$$

gives us:

$$\dot{x} = v$$

Prototypical example: fully actuated manipulators:

$$H(q)\ddot{q} + b(q, \dot{q}) + g(q) = \tau$$

Feedback linearize by using the following transformed input:

$$v = H^{-1}(q) (\tau - g(q) - b(q, \dot{q}))$$

which results in

$$\ddot{q} = v$$

Feedback Linearization

$$\dot{x}_1 = -2x_1 + ax_2 + \sin x_1$$

$$\dot{x}_2 = -x_2 \cos x_1 + u \cos(2x_1)$$

Feedback Linearization

Example from Slotine & Li, 6.1.2

$$\begin{cases} \dot{x}_1 = -2x_1 + a x_2 + \sin x_1 \\ \dot{x}_2 = -x_2 \cos x_1 + u \cos(2x_1) \end{cases}$$

change of state variables :

$$\begin{cases} z_1 = x_1 \\ z_2 = a x_2 + \sin x_1 \end{cases}$$

$$\rightarrow \begin{cases} \dot{z}_1 = -2z_1 + z_2 \\ \dot{z}_2 = -2z_1 \cos z_1 + \cos z_1 \sin z_1 + a u \cos(2z_1) \end{cases}$$

$$\hookrightarrow v = a u \cos(2z_1) + \cos z_1 \sin z_1 - 2z_1 \cos z_1$$

$$\downarrow$$
$$\begin{cases} \dot{z}_1 = -2z_1 + z_2 \\ \dot{z}_2 = v \end{cases}$$

Feedback Linearization

$$\dot{\mathbf{x}} = \mathbf{f}(\mathbf{x}) + \mathbf{g}(\mathbf{x})u \quad (6.52)$$

Definition 6.6 A single-input nonlinear system in the form (6.52), with $\mathbf{f}(\mathbf{x})$ and $\mathbf{g}(\mathbf{x})$ being smooth vector fields on \mathbf{R}^n , is said to be input-state linearizable if there exists a region Ω in \mathbf{R}^n , a diffeomorphism $\phi : \Omega \rightarrow \mathbf{R}^n$, and a nonlinear feedback control law

$$u = \alpha(\mathbf{x}) + \beta(\mathbf{x})v \quad (6.53)$$

such that the new state variables $\mathbf{z} = \phi(\mathbf{x})$ and the new input v satisfy a linear time-invariant relation

$$\dot{\mathbf{z}} = \mathbf{A}\mathbf{z} + \mathbf{b}v \quad (6.54)$$

where

$$\mathbf{A} = \begin{bmatrix} 0 & 1 & 0 & \dots & 0 \\ 0 & 0 & 1 & \dots & \dots \\ \dots & \dots & \dots & \dots & \dots \\ \dots & \dots & \dots & \dots & \dots \\ 0 & 0 & 0 & \dots & 1 \\ 0 & 0 & 0 & \dots & 0 \end{bmatrix} \quad \mathbf{b} = \begin{bmatrix} 0 \\ 0 \\ \dots \\ \dots \\ 0 \\ 1 \end{bmatrix}$$

[A function is called a diffeomorphism if it is smooth and its inverse is smooth.]

[From: Slotine and Li]

Feedback Linearization

Theorem 6.2 *The nonlinear system (6.52), with $\mathbf{f}(\mathbf{x})$ and $\mathbf{g}(\mathbf{x})$ being smooth vector fields, is input-state linearizable if, and only if, there exists a region Ω such that the following conditions hold:*

- the vector fields $\{\mathbf{g}, \text{ad}_{\mathbf{f}} \mathbf{g}, \dots, \text{ad}_{\mathbf{f}}^{n-1} \mathbf{g}\}$ are linearly independent in Ω
- the set $\{\mathbf{g}, \text{ad}_{\mathbf{f}} \mathbf{g}, \dots, \text{ad}_{\mathbf{f}}^{n-2} \mathbf{g}\}$ is involutive in Ω

Definition 6.1 *Let $h : \mathbf{R}^n \rightarrow \mathbf{R}$ be a smooth scalar function, and $\mathbf{f} : \mathbf{R}^n \rightarrow \mathbf{R}^n$ be a smooth vector field on \mathbf{R}^n , then the Lie derivative of h with respect to \mathbf{f} is a scalar function defined by $L_{\mathbf{f}} h = \nabla h \mathbf{f}$.*

Thus, the Lie derivative $L_{\mathbf{f}} h$ is simply the directional derivative of h along the direction of the vector \mathbf{f} .

Repeated Lie derivatives can be defined recursively

$$L_{\mathbf{f}}^0 h = h$$

$$L_{\mathbf{f}}^i h = L_{\mathbf{f}}(L_{\mathbf{f}}^{i-1} h) = \nabla(L_{\mathbf{f}}^{i-1} h) \mathbf{f} \quad \text{for } i = 1, 2, \dots$$

Similarly, if \mathbf{g} is another vector field, then the scalar function $L_{\mathbf{g}} L_{\mathbf{f}} h(\mathbf{x})$ is

$$L_{\mathbf{g}} L_{\mathbf{f}} h = \nabla(L_{\mathbf{f}} h) \mathbf{g}$$

Feedback Linearization

Theorem 6.2 *The nonlinear system (6.52), with $\mathbf{f}(\mathbf{x})$ and $\mathbf{g}(\mathbf{x})$ being smooth vector fields, is input-state linearizable if, and only if, there exists a region Ω such that the following conditions hold:*

- the vector fields $\{\mathbf{g}, ad_{\mathbf{f}} \mathbf{g}, \dots, ad_{\mathbf{f}}^{n-1} \mathbf{g}\}$ are linearly independent in Ω
- the set $\{\mathbf{g}, ad_{\mathbf{f}} \mathbf{g}, \dots, ad_{\mathbf{f}}^{n-2} \mathbf{g}\}$ is involutive in Ω

Definition 6.2 *Let \mathbf{f} and \mathbf{g} be two vector fields on \mathbf{R}^n . The Lie bracket of \mathbf{f} and \mathbf{g} is a third vector field defined by*

$$[\mathbf{f}, \mathbf{g}] = \nabla_{\mathbf{g}} \mathbf{f} - \nabla_{\mathbf{f}} \mathbf{g}$$

The Lie bracket $[\mathbf{f}, \mathbf{g}]$ is commonly written as $ad_{\mathbf{f}} \mathbf{g}$ (where ad stands for "adjoint"). Repeated Lie brackets can then be defined recursively by

$$ad_{\mathbf{f}}^0 \mathbf{g} = \mathbf{g}$$

$$ad_{\mathbf{f}}^i \mathbf{g} = [\mathbf{f}, ad_{\mathbf{f}}^{i-1} \mathbf{g}] \quad \text{for } i = 1, 2, \dots$$

Feedback Linearization

Theorem 6.2 *The nonlinear system (6.52), with $\mathbf{f}(\mathbf{x})$ and $\mathbf{g}(\mathbf{x})$ being smooth vector fields, is input-state linearizable if, and only if, there exists a region Ω such that the following conditions hold:*

- the vector fields $\{\mathbf{g}, \text{ad}_{\mathbf{f}} \mathbf{g}, \dots, \text{ad}_{\mathbf{f}}^{n-1} \mathbf{g}\}$ are linearly independent in Ω
- the set $\{\mathbf{g}, \text{ad}_{\mathbf{f}} \mathbf{g}, \dots, \text{ad}_{\mathbf{f}}^{n-2} \mathbf{g}\}$ is involutive in Ω

Definition 6.5 *A linearly independent set of vector fields $\{\mathbf{f}_1, \mathbf{f}_2, \dots, \mathbf{f}_m\}$ is said to be involutive if, and only if, there are scalar functions $\alpha_{ijk} : \mathbf{R}^n \rightarrow \mathbf{R}$ such that*

$$[\mathbf{f}_i, \mathbf{f}_j](\mathbf{x}) = \sum_{k=1}^m \alpha_{ijk}(\mathbf{x}) \mathbf{f}_k(\mathbf{x}) \quad \forall i, j \quad (6.51)$$

Feedback Linearization

Theorem 6.2 *The nonlinear system (6.52), with $f(x)$ and $g(x)$ being smooth vector fields, is input-state linearizable if, and only if, there exists a region Ω such that the following conditions hold:*

- the vector fields $\{g, ad_f g, \dots, ad_f^{n-1} g\}$ are linearly independent in Ω
- the set $\{g, ad_f g, \dots, ad_f^{n-2} g\}$ is involutive in Ω

→ This condition can be checked by applying the chain rule and examining the rank of certain matrices!

→ The proof is actually semi-constructive: it constructs a set of partial differential equations to which the state transformation is the solution.

Feedback Linearization

- Further readings:
 - Slotine and Li, Chapter 6 – example 6.10 shows state-input linearization in action
 - Isidori, Nonlinear control systems, 1989.

Learning Linear Dynamics Latent Spaces

- *Embed to Control: A Locally Linear Latent Dynamics Model for Control from Raw Images*
Manuel Watter, Jost Tobias Springenberg, Joschka Boedecker, Martin Riedmiller
<https://arxiv.org/abs/1506.07365>
- *Deep Spatial Autoencoders for Visuomotor Learning*
Chelsea Finn, Xin Yu Tan, Yan Duan, Trevor Darrell, Sergey Levine, Pieter Abbeel
<https://arxiv.org/abs/1509.06113>
- *SOLAR: Deep Structured Representations for Model-Based Reinforcement Learning*
Marvin Zhang, Sharad Vikram, Laura Smith, Pieter Abbeel, Matthew J. Johnson, Sergey Levine
<https://arxiv.org/abs/1808.09105>