

17 Neural Networks

NEURAL NETWORKS

Can do both classification & regression.

[They tie together several ideas from the course: perceptrons, logistic regression, ensembles of learners, and stochastic gradient descent. They also tie in the idea of lifting sample points to a higher-dimensional feature space, but with a new twist: neural nets can learn features themselves.]

[I want to begin by reminding you of the story I told you at the beginning of the semester, about Frank Rosenblatt's invention of perceptrons in 1957. Remember that he held a press conference where he predicted that perceptrons would be "the embryo of an electronic computer that [the Navy] expects will be able to walk, talk, see, write, reproduce itself and be conscious of its existence."]

[Perceptron research continued until something monumental happened in 1969. Marvin Minsky, one of the founding fathers of AI, and Seymour Papert published a book called "Perceptrons." Sounds good, right? Well, part of the book was devoted to things perceptrons can't do. And one of those things is XOR.]

		x_1	
	XOR	0	1
x_2	0	0	1
	1	1	0

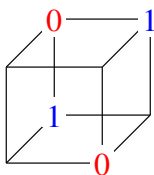
[Think of the four outputs here as sample points in two-dimensional space. Two of them are in class 1, and two of them are in class 0. We want to find a linear classifier that separates the 1's from the 0's. Can we do it? No.]

[So Minsky and Papert were basically saying, "Frank. You're telling us this machine is going to be conscious of its own existence but it can't do XOR?"] []

[The book had a devastating effect on the field. After its publication, almost no research was done on neural net-like ideas for a decade, a time we now call the "AI Winter." Shortly after the book was published, Frank Rosenblatt died. Officially, he died in a boating accident. But I think he died of a broken heart.]

[One thing I don't understand is why the book was so fatal when there are some almost obvious ways to get around this problem. Here's the easiest.]

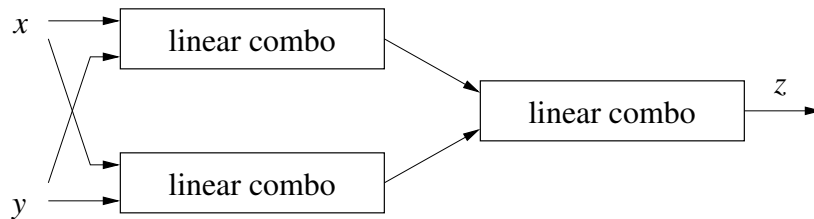
If you add one new quadratic feature, $x_1 x_2$, XOR is linearly separable in 3D.



[Draw this by hand. [xorcube.pdf](#)] []

[Now we can find a plane that cuts through the cube obliquely and separates the 0's from the 1's.]

[However, there's an even more powerful way to do XOR. The idea is to design linear classifiers whose output is the input to other linear classifiers. That way, you should be able to emulate arbitrarily logical circuits. Suppose I put together some linear decision functions like this.]



[Draw this by hand. [lincombo.pdf](#)]

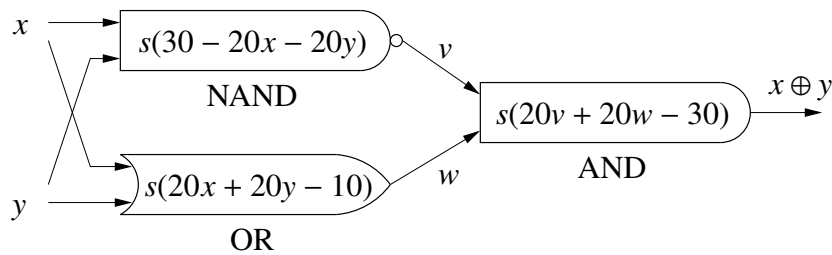
[If I interpret the output as 1 if z is positive or 0 if z is negative, can I do XOR with this?]

A linear combo of a linear combo is a linear combo ... only works for linearly separable points.

[We need one more idea to make neural nets. We need to add some sort of nonlinearity between the linear combinations. Let's call these boxes that compute linear combinations "neurons." If a neuron runs the linear combination it computes through some nonlinear function before sending it on to other neurons, then the neurons can act somewhat like logic gates. The nonlinearity could be as simple as clamping the output so it can't go below zero. And that's actually used in practice sometimes.]

[The traditional choice has been to use the logistic function. The logistic function can't go below zero or above one, which is nice because it can't ever get huge and oversaturate the other neurons it's sending information to. The logistic function is also smooth, which means it has well-defined gradients and Hessians we can use in gradient descent.]

[With logistic functions between the linear combinations, here's a two-level perceptron that computes the XOR function.]



[Draw this by hand. [xorgates.pdf](#)]

[Note that the logistic function at the output is optional; we could just take the sign of the output instead.]

Network with 1 Hidden Layer

Input layer: $x_1, \dots, x_d; x_{d+1} = 1$

Hidden units: $h_1, \dots, h_m; h_{m+1} = 1$

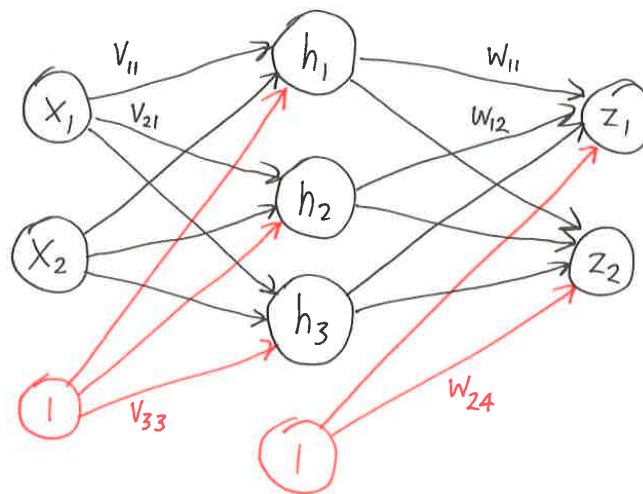
Output layer: z_1, \dots, z_k

Layer 1 weights: $m \times (d + 1)$ matrix V V_i^\top is row i

Layer 2 weights: $k \times (m + 1)$ matrix W W_i^\top is row i

Recall [logistic function] $s(\gamma) = \frac{1}{1+e^{-\gamma}}$. Other nonlinear fns can be used.

For vector v , $s(v) = \begin{bmatrix} s(v_1) \\ s(v_2) \\ \vdots \end{bmatrix}$. [We apply s to a vector component-wise.]



[Draw this by hand. [1hiddenlayer.pdf](#)]

$$h = s(Vx) \quad \dots \text{that is, } h_i = s\left(\sum_{j=1}^{d+1} V_{ij}x_j\right)$$

$$z = s(Wh) = s(Ws_1(Vx))$$

↑
add a 1 to end of s vector

[We might have more than one output so that we can build multiple classifiers that share hidden units. One of the interesting advantages of neural nets is that if you train multiple classifiers simultaneously, sometimes some of them come out better because they can take advantage of particularly useful hidden units that first emerged to support one of the other classifiers.]

[We can add more hidden layers, and for some tasks it's common to have up to five hidden layers. There are many variations you can experiment with—for instance, you can have connections that go forward more than one layer.]

Training

Usually stochastic or batch gradient descent.

Pick loss fn $L(z, y)$ e.g. $L(z, y) = |z - y|^2$
 $\uparrow \uparrow$
 predictions true values (could be vectors)

Cost fn is $J(h) = \frac{1}{n} \sum_{i=1}^n L(h(X_i), Y_i)$

[I'm using a capital Y here because now Y is a matrix with one row for each sample point and one column for each output of the neural net. Sometimes there is just one output, but many neural net applications have more.]

Usually there are many local minima!

[The cost function for a neural net is, generally, not even close to convex. For that reason, it's possible to wind up in a bad minimum. We'll talk later about some clever ways to coax neural nets into better minima.]

[Now let me ask you this. Suppose we start by setting all the weights to zero, and then we do gradient descent on the weights. What will go wrong?]

[This neural network has a symmetry: there's really no difference between one hidden unit and any other hidden unit. The gradient descent algorithm has no way to break the symmetry between hidden units. You can get stuck in a situation where all the weights in each layer have the same value, and they have no way to become different from each other. To avoid this problem, and in the hopes of finding a better local minimum, we start with random weights.]

Let w be a vector containing all the weights in V & W . Batch gradient descent:

$w \leftarrow$ vector of random weights
 repeat
 $w \leftarrow w - \epsilon \nabla J(w)$

[We've just rewritten all the weights as a vector for notational convenience. When you actually write the code, you should probably operate directly on the weight matrices V and W .]

[It's important to make sure the random weights aren't too big, because if a unit's output gets too close to zero or one, it can get "stuck," meaning that a modest change in the input values causes barely any change in the output value. Stuck units tend to stay stuck because in that operating range, the gradient $s'(\cdot)$ of the logistic function is close to zero.]

[Instead of batch gradient descent, we can use stochastic gradient descent, which means we use the gradient of one sample point's loss function at each step. Typically, we shuffle the points in a random order, or just pick one randomly at each step.]

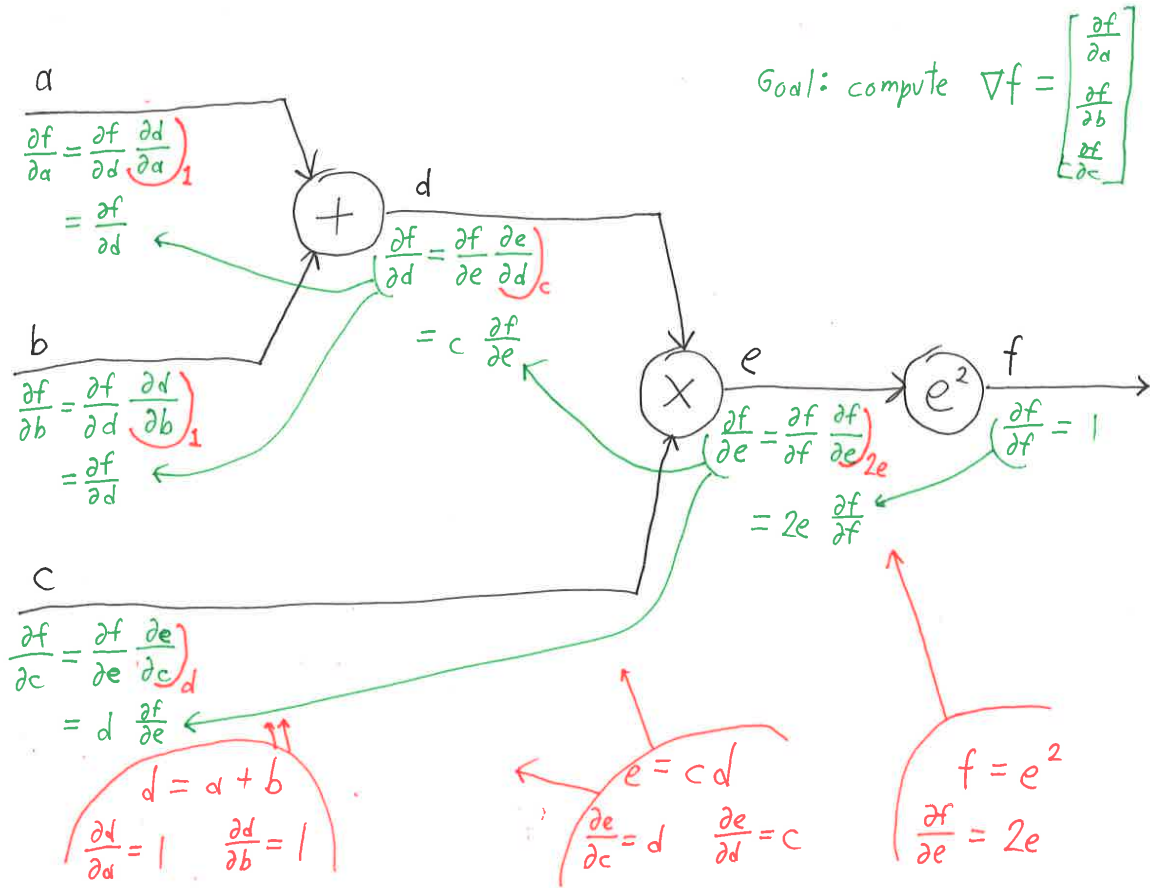
[The hard part of this algorithm is computing the gradient. If you simply derive one derivative for each weight, you'll find that it takes time linear in the size of the neural network to compute a derivative for one weight in the first layer. Multiply that by the number of weights. We're going to spend some time learning to improve the running time to linear in the number of weights.]

Naive gradient computation: $O(\text{units} \times \text{edges})$ time

Backpropagation: $O(\text{edges})$ time

Computing Gradients for Arithmetic Expressions

[Let's see what it takes to compute the gradient of an arithmetic expression. It turns into repeated applications of the chain rule from calculus.]



Each value z gives partial derivative of the form

$$\frac{\partial f}{\partial z} = \left(\frac{\partial f}{\partial n} \frac{\partial n}{\partial z} \right)$$

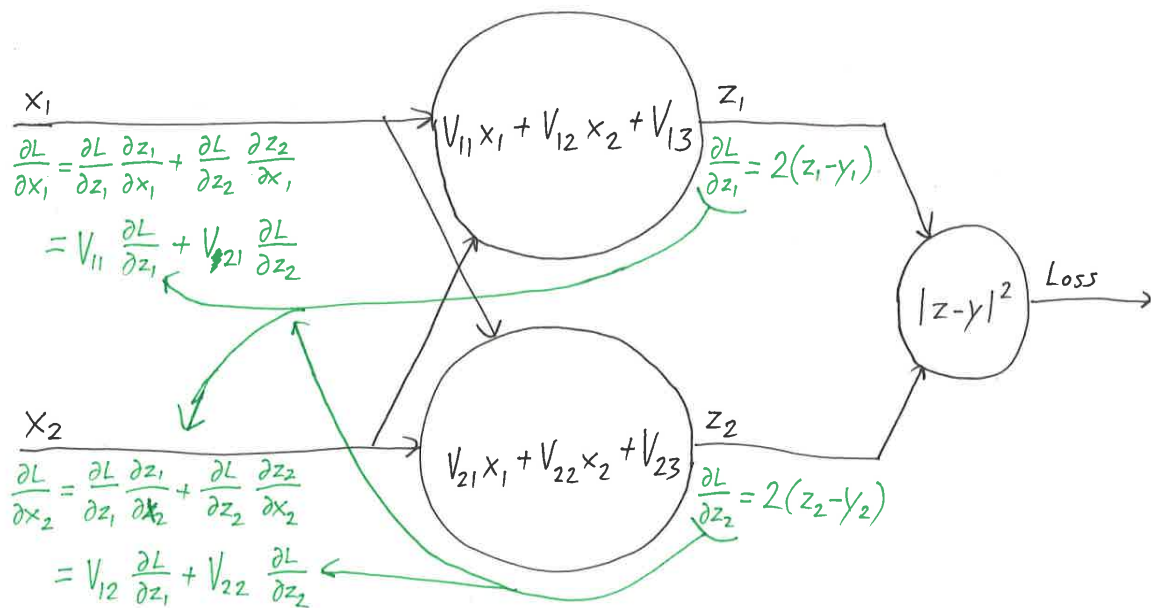
where z is input to n .

computed during forward pass
computed during backward pass
after forward pass

"backpropagation"

[Draw this by hand. [gradients.pdf](#)] Draw the black diagram first. Then the goal (upper right). Then the green and red expressions, from left to right, leaving out the green arrows. Then the green arrows, starting at the right side of the page and moving left. Lastly, write the text at the bottom. (Use the same procedure for the next two figures.)]

[What if a unit's output goes to more than one unit? Then we need to understand a more complicated version of the chain rule. Let's try it with an expression that's similar to what you'll encounter in a neural net.]



[Draw this by hand. [gradientspartial.pdf](#)]

[Here we're using a standard rule of multivariate calculus:] $\frac{\partial}{\partial x} L(z_1(x), z_2(x)) = \frac{\partial L}{\partial z_1} \frac{\partial z_1}{\partial x} + \frac{\partial L}{\partial z_2} \frac{\partial z_2}{\partial x}$

[Observe that we're doing dynamic programming here. We're computing the solutions of subproblems, then using each solution to compute the solutions of several bigger problems.]

The Backpropagation Alg.

[Backpropagation is a dynamic programming algorithm for computing the gradients we need to do neural net gradient descent in time linear in the number of weights.]

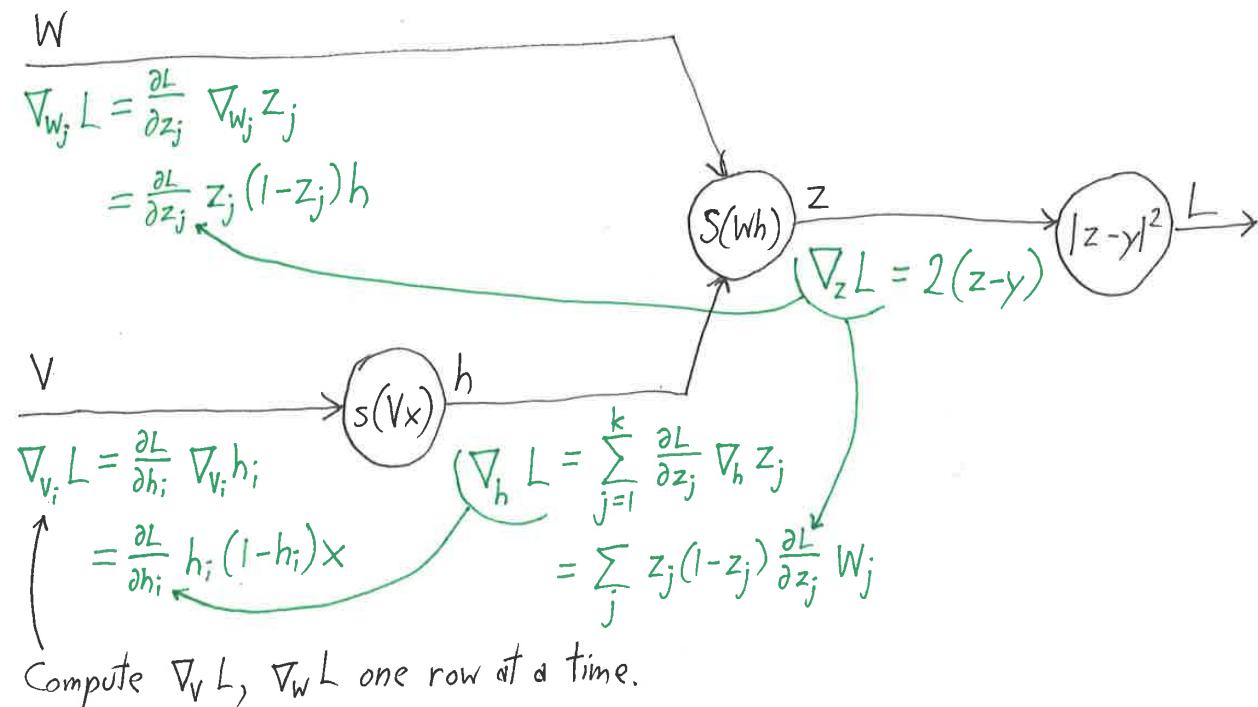
V_i^T is row i of weight matrix V [and likewise for rows of W]

Recall $s'(\gamma) = s(\gamma)(1 - s(\gamma))$

$$h_i = s(V_i \cdot x), \text{ so } \nabla_{V_i} h_i = s'(V_i \cdot x) x = h_i(1 - h_i) x$$

$$z_j = s(W_j \cdot h), \text{ so } \nabla_{W_j} z_j = s'(W_j \cdot h) h = z_j(1 - z_j) h \quad \nabla_h z_j = z_j(1 - z_j) W_j$$

[Here is the arithmetic expression for the same neural network I drew for you three illustrations ago. It looks very different when you depict it like this, but don't be fooled; it's exactly the same network I started with.]



[Draw this by hand. [gradbackprop2.pdf](#)]